

(19) World Intellectual Property
Organization
International Bureau



(43) International Publication Date
6 May 2005 (06.05.2005)

PCT

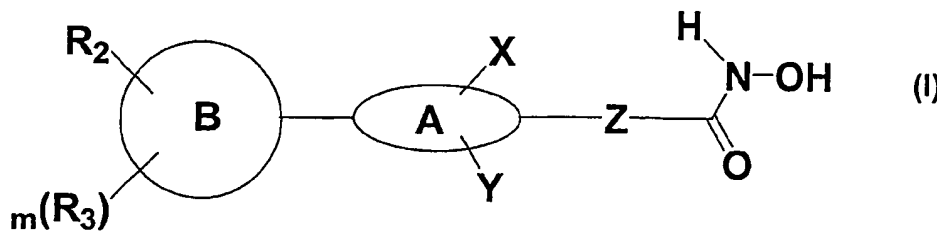
(10) International Publication Number
WO 2005/040161 A1

- (51) International Patent Classification⁷: C07D 417/04, 407/14, 231/44, 307/52, 333/38, 409/12, 307/68, A61K 31/34, 31/381, 31/415, 31/426, 31/427, 31/421, A61P 35/00
- (21) International Application Number: PCT/SG2004/000354
- (22) International Filing Date: 26 October 2004 (26.10.2004)
- (25) Filing Language: English
- (26) Publication Language: English
- (30) Priority Data:
60/514,012 27 October 2003 (27.10.2003) US
60/532,615 29 December 2003 (29.12.2003) US
- (71) Applicant (for all designated States except US): S***BIO PTE LTD** [SG/SG]; 1 Science Park Road, #05-09 The Capricorn, Singapore Science Park II, Singapore 117528 (SG).
- (72) Inventors; and
- (75) Inventors/Applicants (for US only): **STUNKEL, Walter** [DE/SG]; 10 Dover Rise, #08-03 Tower B, Singapore 138680 (SG). **WANG, Haishan** [CN/SG]; Block 2, #17-145 Normanton Park, Singapore 118999 (SG). **YIN, Zheng** [CN/SG]; Blk 56, 31 Bukit Batok Street, #19-13, The Madeira, Singapore 659445 (SG).
- (74) Agent: **NAMAZIE, Farah**; Robinson Post Office, P.O. Box 1482, Singapore 902932 (SG).
- (81) Designated States (unless otherwise indicated, for every kind of national protection available): AE, AG, AL, AM, AT, AU, AZ, BA, BB, BG, BR, BW, BY, BZ, CA, CH, CN, CO, CR, CU, CZ, DE, DK, DM, DZ, EC, EE, EG, ES, FI, GB, GD, GE, GH, GM, HR, HU, ID, IL, IN, IS, JP, KE, KG, KP, KR, KZ, LC, LK, LR, LS, LT, LU, LV, MA, MD, MG, MK, MN, MW, MX, MZ, NA, NI, NO, NZ, OM, PG, PH, PL, PT, RO, RU, SC, SD, SE, SG, SK, SL, SY, TJ, TM, TN, TR, TT, TZ, UA, UG, US, UZ, VC, VN, YU, ZA, ZM, ZW.
- (84) Designated States (unless otherwise indicated, for every kind of regional protection available): ARIPO (BW, GH, GM, KE, LS, MW, MZ, NA, SD, SL, SZ, TZ, UG, ZM, ZW), Eurasian (AM, AZ, BY, KG, KZ, MD, RU, TJ, TM), European (AT, BE, BG, CH, CY, CZ, DE, DK, EE, ES, FI, FR, GB, GR, HU, IE, IT, LU, MC, NL, PL, PT, RO, SE, SI, SK, TR), OAPI (BF, BJ, CF, CG, CI, CM, GA, GN, GQ, GW, ML, MR, NE, SN, TD, TG).

Published:
— with international search report

For two-letter codes and other abbreviations, refer to the "Guidance Notes on Codes and Abbreviations" appearing at the beginning of each regular issue of the PCT Gazette.

(54) Title: BIARYL LINKED HYDROXAMATES: PREPARATION AND PHARMACEUTICAL APPLICATIONS



(57) Abstract: The present invention relates to hydroxamate compounds which are inhibitors of histone deacetylase. More particularly, the present invention relates to biaryl containing compounds and methods for their preparation. These compounds may be useful as medicaments for the treatment of proliferative disorders as well as other diseases involving, relating to or associated with enzymes having histone deacetylase activities. Formula (I), where Z is a single bond or C₁-C₄ hydrocarbon, A is an aromatic ring, B is an aromatic ring.



WO 2005/040161 A1

**BIARYL LINKED HYDROXAMATES:
PREPARATION AND PHARMACEUTICAL APPLICATIONS**

FIELD OF THE INVENTION

5 The present invention relates to hydroxamate compounds that are inhibitors of histone deacetylase. More particularly, the present invention relates to biaryl containing compounds and methods for their preparation. These compounds may be useful as medicaments for the treatment of proliferative disorders as well as other diseases involving, relating to or associated with enzymes having histone deacetylase activities..

10

BACKGROUND OF THE INVENTION

Local chromatin architecture is generally recognized as an important factor in the regulation of gene expression. The architecture of chromatin, a protein-DNA complex, is strongly influenced by post-translational modifications of the histones which are the protein components. Reversible acetylation of histones is a key component in the regulation of gene expression by altering the accessibility of transcription factors to DNA. In general, increased levels of histone acetylation are associated with increased transcriptional activity, whereas decreased levels of acetylation are associated with repression of gene expression [Wade P.A. Hum. Mol. Genet. 10, 693-698 (2001), De Ruijter A.J.M. et al, Biochem. J., 370, 737-749 (2003)]. In normal cells, histone deacetylases (HDACs) and histone acetyltransferase together control the level of acetylation of histones to maintain a balance. Inhibition of HDACs results in the accumulation of acetylated histones, which results in a variety of cell type dependent cellular responses, such as apoptosis, necrosis, differentiation, cell survival, inhibition of proliferation and cytostasis.

Inhibitors of HDAC have been studied for their therapeutic effects on cancer cells. For example, suberoylanilide hydroxamic acid (SAHA) is a potent inducer of differentiation and/or apoptosis in murine erythroleukemia, bladder, and myeloma cell lines [Richon V.M. et al, Proc. Natl. Acad. Sci. USA, 93: 5705-5708 (1996), Richon V.M. et al, Proc. Natl. Acad. Sci. USA, 95: 3003-3007 (1998)]. SAHA has been shown to suppress the growth of prostate cancer cells *in vitro* and *in vivo* [Butler L.M. et al, Cancer Res. 60, 5165-5170 (2000)]. Other inhibitors of HDAC that have been widely studied for their anti-cancer activities are trichostatin A (TSA) and trapoxin B [Yoshida M. et al, J. Biol. Chem., 265, 17174 (1990), Kijima M. et al, J. Biol. Chem., 268, 22429 (1993)]. Trichostatin A is a reversible inhibitor of mammalian HDAC. Trapoxin B is a cyclic tetrapeptide, which is an irreversible inhibitor of mammalian HDAC. However, due to the *in vivo* instability of these

compounds they are less desirable as anti-cancer drugs. Recently, other small molecule HDAC inhibitors have become available for clinical evaluation [US6,552,065]. Additional HDAC inhibiting compounds have been reported in the literature [Bouchain G. et al, J. Med. Chem., 46, 820-830 (2003)] and patents [WO 03/066579A2, WO 01/38322 A1]. The *in vivo* activity of such inhibitors can be directly monitored by their ability to increase the amount of acetylated histones in the biological sample. HDAC inhibitors have been reported to interfere with neurodegenerative processes, for instance, HDAC inhibitors arrest polyglutamine-dependent neurodegeneration [Nature, 413(6857): 739-43, 18 October, 2001]. In addition, HDAC inhibitors have also been known to inhibit production of cytokines such as TNF, IFN, IL-1 which are known to be implicated in inflammatory diseases and/or immune system disorders. [J. Biol. Chem. 1990; 265(18): 10230-10237; Science, 1998; 281: 1001-1005; Dinarello C.A. and Moldawer L.L. Proinflammatory and anti-inflammatory cytokines in rheumatoid arthritis. A primer for clinicians. 2nd Edition, Amergen Inc., 2000].

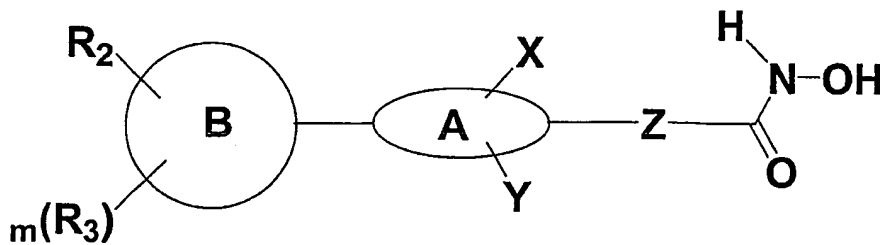
15

Nevertheless, there is still a need to provide further HDAC inhibitors that would be expected to have useful, improved pharmaceutical properties in the treatment of diseases such as cancer, neurodegenerative diseases and inflammatory and/or immune system disorders.

20

SUMMARY OF THE INVENTION

In one aspect the present invention provides compounds of the Formula (I):



Formula (I)

25

wherein

Z is a single bond or a C₁-C₄ hydrocarbon chain containing no more than 1 double or triple bond, optionally substituted with one or more substituents independently selected from the group consisting of C₁-C₄ alkyl;

5 A is an aromatic ring selected from the group consisting of optionally substituted arylene and optionally substituted heteroarylene, wherein A is not benzimidazole and when Z is a single bond then A is not selected from the group consisting of phenylene and six-membered heteroarylene containing 3 or less than 3 nitrogens;

10 B is an aromatic ring selected from the group consisting of optionally substituted aryl, optionally substituted arylene, optionally substituted heteroaryl and optionally substituted heteroarylene and wherein A and B can not both be phenylene and wherein when Z is a single bond then B is not a bicyclic aryl or bicyclic heteroaryl;

15 wherein A and B are connected via a carbon-carbon bond;

R₂ is selected from the group consisting of halogen, alkyl, alkenyl, alkynyl, haloalkyl, haloalkenyl, heteroalkyl, cycloalkyl, cycloalkenyl, heterocycloalkyl, heterocycloalkenyl, aryl, heteroaryl, cycloalkylalkyl, heterocycloalkylalkyl, arylalkyl, heteroarylalkyl, arylalkenyl, cycloalkylheteroalkyl, heterocycloalkylheteroalkyl, heteroarylheteroalkyl, arylheteroalkyl, hydroxy, hydroxyalkyl, alkoxy, alkoxyalkyl, alkoxyaryl, alkenyloxy, alkynyloxy, cycloalkylkoxy, heterocycloalkyloxy, aryloxy, heteroaryloxy, arylalkyloxy, amino, alkylamino, aminoalkyl, acylamino, arylamino, phenoxy, benzyloxy, COOH, COOR₄, SH, CONHR₄, NHR₄, -(CH₂)_nNHCOR₄, NHCOR₄, NHCOOR₄, NHCONHR₄, C(=NOH)R₄, NHSOR₄, NHSO₂R₄, -(CH₂)_n-NR₆R₇, alkoxy carbonyl, alkylaminocarbonyl, sulfonyl, alkylsulfonyl, alkylsulfinyl, arylsulfonyl, arylsulfinyl, aminosulfonyl, aminosulfinyl, SR₄ and acyl each of which may optionally be substituted, provided that R₂ does not contain the moiety NHCONHCO or NHCONHSO₂;

30 R₃ is selected from the group consisting of H, halogen, alkyl, alkenyl, alkynyl, haloalkyl, haloalkenyl, heteroalkyl, cycloalkyl, cycloalkenyl, heterocycloalkyl, heterocycloalkenyl, aryl, heteroaryl, cycloalkylalkyl, heterocycloalkylalkyl, arylalkyl, heteroarylalkyl, arylalkenyl, cycloalkylheteroalkyl, heterocycloalkylheteroalkyl, heteroarylheteroalkyl, arylheteroalkyl, hydroxy, hydroxyalkyl, alkoxy, alkoxyalkyl, alkoxyaryl, alkenyloxy, alkynyloxy, cycloalkylkoxy, heterocycloalkyloxy, aryloxy, heteroaryloxy, arylalkyloxy, amino, alkylamino, aminoalkyl, acylamino, arylamino, phenoxy, benzyloxy, COOH, COOR₄, SH, CONHR₄, NHR₄, -(CH₂)_nNHCOR₄, NHCOR₄,

NHCOOR₄, NHCONHR₄, C(=NOH)R₄, NHSOR₄, NHSO₂R₄, -(CH₂)_n-NR₆R₇, alkoxy carbonyl, alkylaminocarbonyl, sulfonyl, alkylsulfonyl, alkylsulfinyl, arylsulfonyl, arylsulfinyl, aminosulfonyl, aminosulfinyl, SR₄ and acyl; each of which may optionally be substituted provided that R₃ does not contain the moiety NHCONHCO or NHCONHSO₂;

5

or R₂ and R₃ together with portion of ring B may form a non-aromatic ring fused to B;

X and Y are the same or different and are independently selected from the group consisting of H, halogen, -CN, -NO₂, -CF₃, -OCF₃, alkyl, alkenyl, alkynyl, haloalkyl, haloalkenyl, haloalkynyl, heteroalkyl, cycloalkyl, cycloalkenyl, heterocycloalkyl, heterocycloalkenyl, heteroaryl, hydroxy, hydroxyalkyl, alkoxy, alkoxyalkyl, alkoxyaryl, alkoxyheteroaryl, alkenyloxy, alkynyloxy, cycloalkyloxy, cycloalkenyloxy, heterocycloalkyloxy, heterocycloalkenyloxy, aryloxy, heteroaryloxy, arylalkyl, heteroarylalkyl, arylalkyloxy, amino, alkylamino, acylamino, aminoalkyl, arylamino, sulfonylamino, sulfynylamino, sulfonyl, alkylsulfonyl, arylsulfonyl, aminosulfonyl, aminoalkyl, alkoxyalkyl, -COOH, -C(O)OR₄, -COR₄, -SH, -SR₄, -OR₄, acyl and -NR₆R₉ each of which may be optionally substituted;

20 each R₄ is independently selected from the group consisting of H, alkyl, alkenyl, alkynyl, haloalkyl, heteroalkyl, cycloalkyl, heterocycloalkyl, aryl, heteroaryl, cycloalkylalkyl, heterocycloalkylalkyl, arylalkyl, heteroarylalkyl and acyl each of which may be optionally substituted;

25 each R₆ and R₇ is independently selected from the group consisting of H, alkyl, alkenyl, alkynyl, haloalkyl, heteroalkyl, cycloalkyl, heterocycloalkyl, aryl, heteroaryl, cycloalkylalkyl, heterocycloalkylalkyl, arylalkyl, heteroarylalkyl and acyl each of which may be optionally substituted;

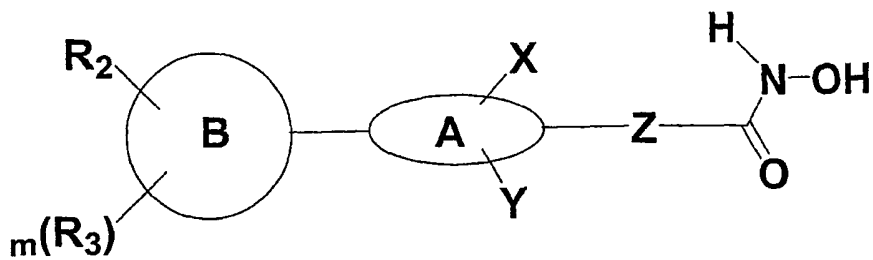
30 each R₈ and R₉ is independently selected from the group consisting of H, alkyl, alkenyl, alkynyl, haloalkyl, heteroalkyl, cycloalkyl, heterocycloalkyl, aryl, heteroaryl, cycloalkylalkyl, heterocycloalkylalkyl, arylalkyl, heteroarylalkyl and acyl each of which may be optionally substituted;

35 n is an integer from 0 to 6,

m is an integer from 0 to 4;

or a pharmaceutically acceptable salt or prodrug thereof.

A useful group of compounds within the scope of Formula (I) are those compounds of
 5 Formula (Ia)



Formula (Ia)

wherein

10

Z is a single bond or a C₁-C₄ hydrocarbon chain which may contain 0 to 1 double or triple bonds, unsubstituted or substituted with one or more substituents independently selected from the group consisting of C₁-C₄ alkyl;

15

A is an aromatic ring selected from the group consisting of optionally substituted arylene and optionally substituted heteroarylene, wherein A is not benzimidazole and when Z is a single bond then A is not selected from the group consisting of phenylene and six-membered heteroarylene containing 3 or less than 3 nitrogens;

20

B is an aromatic ring selected from the group consisting of optionally substituted aryl, optionally substituted arylene, optionally substituted heteroaryl and optionally substituted heteroarylene and wherein A and B can not both be phenylene and wherein when Z is a single bond then B is not a bicyclic aryl or bicyclic heteroaryl;

25

wherein A and B are connected via a carbon-carbon bond;

30

R₂ is selected from C₁-C₁₀ alkyl, alkenyl, heteroalkyl, haloalkyl, alkynyl, aryl, cycloalkyl, heterocycloalkyl, heteroaryl, C₄-C₉ heterocycloalkylalkyl, cycloalkylalkyl (e.g., cyclopropylmethyl), arylalkyl (e.g. benzyl), heteroarylalkyl (e.g. pyridylmethyl), hydroxyl, hydroxyalkyl, alkoxy, amino, alkylamino, aminoalkyl, acylamino, phenoxy, alkoxyalkyl, benzyloxy, alkylsulfonyl, arylsulfonyl, aminosulfonyl, -C(O)OR₄, -C(O)OH, -SH, -CONHR₄,

-NHCONHR₄, C(=NOH)R₄, -C(O)C(O)OR₄, C(O)CONHR₄, CON(R₅)OR₄, COCON(R₄)OR₄, NHCOR₄, and acyl; each of the above is unsubstituted or optionally substituted with one or more substituents independently selected from the group consisting of: halogen; =O; =S; -CN; and -NO₂; and alkyl, alkenyl, heteroalkyl, haloalkyl, alkynyl, aryl, cycloalkyl, heterocycloalkyl, heteroaryl, hydroxyl, hydroxyalkyl, alkoxy, alkylamino, aminoalkyl, acylamino, phenoxy, alkoxyalkyl, benzyloxy, alkylsulfonyl, arylsulfonyl, aminosulfonyl, -C(O)OR₅, -C(O)OH, -SH, -C(O)C(O)OR₅, C(O)CONHR₅, CON(R₅)OR₅, COCON(R₅)OR₅, NHCOR₅, and acyl; wherein R₂ does not contain the moiety NHCONHCO or NHCONHSO₂;

10

R₃ is selected from H, C₁-C₁₀ alkyl, alkenyl, heteroalkyl, haloalkyl, alkynyl, aryl, cycloalkyl, heterocycloalkyl, heteroaryl, C₄-C₉ heterocycloalkylalkyl, cycloalkylalkyl (e.g., cyclopropylmethyl), arylalkyl (e.g. benzyl), heteroarylalkyl (e.g. pyridylmethyl), hydroxyl, hydroxyalkyl, alkoxy, amino, alkylamino, aminoalkyl, acylamino, phenoxy, alkoxyalkyl, benzyloxy, alkylsulfonyl, arylsulfonyl, aminosulfonyl, -C(O)OR₄, -C(O)OH, -SH, -CONHR₄, -NHCONHR₄, C(=NOH)R₄, -C(O)C(O)OR₄, C(O)CONHR₄, CON(R₅)OR₄, COCON(R₄)OR₄, NHCOR₄, and acyl; each of the above is unsubstituted or optionally substituted with one or more substituents independently selected from the group consisting of: halogen; =O; =S; -CN; and -NO₂; and alkyl, alkenyl, heteroalkyl, haloalkyl, alkynyl, aryl, cycloalkyl, heterocycloalkyl, heteroaryl, hydroxyl, hydroxyalkyl, alkoxy, alkylamino, aminoalkyl, acylamino, phenoxy, alkoxyalkyl, benzyloxy, alkylsulfonyl, arylsulfonyl, aminosulfonyl, -C(O)OR₅, -C(O)OH, -SH, -C(O)C(O)OR₅, C(O)CONHR₅, CON(R₅)OR₅, COCON(R₅)OR₅, NHCOR₅, and acyl; wherein R₃ does not contain the moiety NHCONHCO or NHCONHSO₂;

25

or R₂ and R₃ together with portion of ring B may form a non-aromatic ring fused to B.

X and Y are the same or different and independently selected from the group consisting of: H, halo, C₁-C₄ alkyl, such as CH₃ and CF₃, NO₂, OR₄, SR₄, C(O)R₅, CN, and NR₈ R₉;

30

R₄ is selected from H, C₁-C₄ alkyl, heteroalkyl, aryl, heteroaryl, acyl;

R₅ is selected from H, C₁-C₄ alkyl;

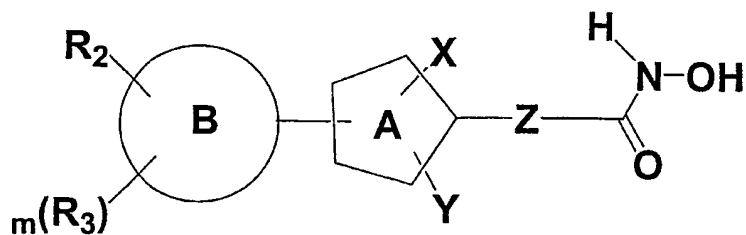
35

R_8 and R_9 are the same or different and independently selected from the group consisting of H, C₁-C₆ alkyl, C₄-C₉ cycloalkyl, C₄-C₉ heterocycloalkyl, aryl, heteroaryl, arylalkyl, and heteroarylalkyl;

5 m is an integer from 0 to 4;

or a pharmaceutically acceptable salt or prodrug thereof.

10 In further embodiments there are disclosed hydroxamate compounds of Formula (Ib):



Formula (Ib)

wherein

15 Z is a single bond or a C₁-C₄ hydrocarbon chain which may contain 0 to 1 double bond or triple bond, unsubstituted or substituted with one or more substituents independently selected from the group consisting of C₁-C₄ alkyl;

A is an optionally substituted five-membered heteroaryl;

20 B is an aromatic ring which is selected from the group consisting of optionally substituted aryl, optionally substituted arylene or optionally substituted heteroaryl or optionally substituted heteroarylene; wherein when Z is a single bond then B is not a bicyclic aryl or bicyclic heteroaryl;

25 wherein A and B are connected via a carbon-carbon bond;

30 R_2 is selected from the group consisting of halogen, alkyl, alkenyl, alkynyl, haloalkyl, haloalkenyl, heteroalkyl, cycloalkyl, cycloalkenyl, heterocycloalkyl, heterocycloalkenyl, aryl, heteroaryl, cycloalkylalkyl, heterocycloalkylalkyl, arylalkyl, heteroarylalkyl, arylalkenyl, cycloalkylheteroalkyl, heterocycloalkylheteroalkyl, heteroarylheteroalkyl, arylheteroalkyl, hydroxy, hydroxyalkyl, alkoxy, alkoxyalkyl,

alkoxyaryl, alkenyloxy, alkynyloxy, cycloalkylkoxy, heterocycloalkyloxy, aryloxy, heteroaryloxy, arylalkyloxy, amino, alkylamino, aminoalkyl, acylamino, arylamino, phenoxy, benzyloxy, COOH, COOR₄, SH, CONHR₄, NHR₄, -(CH₂)_nNHCOR₄, NHCOR₄, NHCOOR₄, NHCONHR₄, C(=NOH)R₄, NHSOR₄, NHSO₂R₄, -(CH₂)_n-NR₆R₇, alkoxy-carbonyl, 5 alkylaminocarbonyl, sulfonyl, alkylsulfonyl, alkylsulfinyl, arylsulfonyl, arylsulfinyl, aminosulfonyl, aminosulfinyl, SR₄ and acyl each of which may optionally be substituted, wherein R₂ does not contain the moiety NHCONHCO or NHCONHSO₂;

R₃ is selected from the group consisting of H, halogen, alkyl, alkenyl, alkynyl, 10 haloalkyl, haloalkenyl, heteroalkyl, cycloalkyl, cycloalkenyl, heterocycloalkyl, heterocycloalkenyl, aryl, heteroaryl, cycloalkylalkyl, heterocycloalkylalkyl, arylalkyl, heteroarylalkyl, arylalkenyl, cycloalkylheteroalkyl, heterocycloalkylheteroalkyl, heteroarylheteroalkyl, arylheteroalkyl, hydroxy, hydroxyalkyl, alkoxy, alkoxyalkyl, alkoxyaryl, alkenyloxy, alkynyloxy, cycloalkylkoxy, heterocycloalkyloxy, aryloxy, 15 heteroaryloxy, arylalkyloxy, amino, alkylamino, aminoalkyl, acylamino, arylamino, phenoxy, benzyloxy, COOH, COOR₄, SH, CONHR₄, NHR₄, -(CH₂)_nNHCOR₄, NHCOR₄, NHCOOR₄, NHCONHR₄, C(=NOH)R₄, NHSOR₄, NHSO₂R₄, -(CH₂)_n-NR₆R₇, alkoxy-carbonyl, alkylaminocarbonyl, sulfonyl, alkylsulfonyl, alkylsulfinyl, arylsulfonyl, arylsulfinyl, aminosulfonyl, aminosulfinyl, SR₄ and acyl; each of which may optionally be substituted 20 wherein R₃ does not contain the moiety NHCONHCO or NHCONHSO₂;

X and Y are the same or different and are independently selected from the group consisting of H, halo, C₁-C₄ alkyl, such as CH₃ and CF₃, NO₂, OR₄, SR₄, C(O)R₅, CN, and NR₈ R₉.

25

R₄ is selected from H, C₁-C₄ alkyl, heteroalkyl, aryl, heteroaryl, acyl;

R₅ is selected from H, C₁-C₄ alkyl;

30 each R₆ and R₇ is independently selected from the group consisting of H, alkyl, alkenyl, alkynyl, haloalkyl, heteroalkyl, cycloalkyl, heterocycloalkyl, aryl, heteroaryl, cycloalkylalkyl, heterocycloalkylalkyl, arylalkyl, heteroarylalkyl and acyl each of which may be optionally substituted;

35

R₈ and R₉ are the same or different and are independently selected from the group consisting of H, C₁-C₆ alkyl, C₄-C₉ cycloalkyl, C₄-C₉ heterocycloalkyl, aryl, heteroaryl, arylalkyl, heteroarylalkyl;

n is an integer from 0 to 6;

m is an integer from 0 to 4;

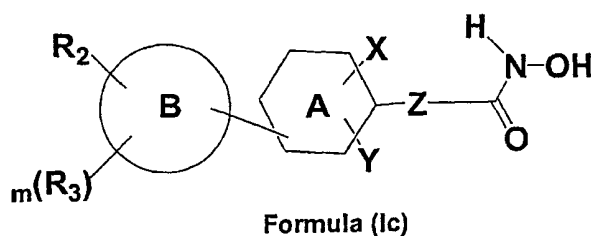
5

or a pharmaceutically acceptable salt or prodrug thereof.

In a particularly preferred embodiment of the compounds of Formula (Ib) the B moiety is attached to the 3rd or 4th position relative to Z of ring A.

10

In yet a further embodiment of the compounds of Formula (I) there are disclosed compounds of the Formula (Ic) :



15

wherein

Z is a single bond or a C₁-C₄ hydrocarbon chain which may contain 0 to 1 double bond or triple bond, unsubstituted or substituted with one or more substituents independently selected from the group consisting of C₁-C₄ alkyl;

20

A is a six-membered aromatic ring which is selected from the group consisting of optionally substituted arylene or optionally substituted heteroarylene and when Z is a single bond then A is not selected from the group consisting of phenylene and six-membered heteroarylene containing 3 or less than 3 nitrogens;

25

B is an aromatic ring and is attached to the 3rd or 4th position relative to Z of ring A selected from the group consisting of optionally substituted aryl, optionally substituted arylene, optionally substituted heteroaryl and optionally substituted heteroarylene and wherein A and B can not both be phenylene;

30

wherein A and B are connected via a carbon-carbon bond;

R_2 is selected from the group consisting of halogen, alkyl, alkenyl, alkynyl, haloalkyl, haloalkenyl, heteroalkyl, cycloalkyl, cycloalkenyl, heterocycloalkyl, heterocycloalkenyl, aryl, heteroaryl, cycloalkylalkyl, heterocycloalkylalkyl, arylalkyl, heteroarylalkyl, arylalkenyl, cycloalkylheteroalkyl, heterocycloalkylheteroalkyl, heteroarylheteroalkyl, arylheteroalkyl, hydroxy, hydroxyalkyl, alkoxy, alkoxyalkyl, alkoxyaryl, alkenyloxy, alkynyloxy, cycloalkylkoxy, heterocycloalkyloxy, aryloxy, heteroaryloxy, arylalkyloxy, amino, alkylamino, aminoalkyl, acylamino, arylamino, phenoxy, benzyloxy, COOH, COOR₄, SH, CONHR₄, NHR₄, -(CH₂)_nNHCOR₄, NHCOR₄, NHCOOR₄, NHCONHR₄, C(=NOH)R₄, NHSOR₄, NHSO₂R₄, -(CH₂)_n-NR₆R₇, alkoxy carbonyl, alkylaminocarbonyl, sulfonyl, alkylsulfonyl, alkylsulfinyl, arylsulfonyl, arylsulfinyl, aminosulfonyl, aminosulfinyl, SR₄ and acyl each of which may optionally be substituted, wherein R_2 does not contain the moiety NHCONHCO or NHCONHSO₂;

R_3 is selected from the group consisting of H, halogen, alkyl, alkenyl, alkynyl, haloalkyl, haloalkenyl, heteroalkyl, cycloalkyl, cycloalkenyl, heterocycloalkyl, heterocycloalkenyl, aryl, heteroaryl, cycloalkylalkyl, heterocycloalkylalkyl, arylalkyl, heteroarylalkyl, arylalkenyl, cycloalkylheteroalkyl, heterocycloalkylheteroalkyl, heteroarylheteroalkyl, arylheteroalkyl, hydroxy, hydroxyalkyl, alkoxy, alkoxyalkyl, alkoxyaryl, alkenyloxy, alkynyloxy, cycloalkylkoxy, heterocycloalkyloxy, aryloxy, heteroaryloxy, arylalkyloxy, amino, alkylamino, aminoalkyl, acylamino, arylamino, phenoxy, benzyloxy, COOH, COOR₄, SH, CONHR₄, NHR₄, -(CH₂)_nNHCOR₄, NHCOR₄, NHCOOR₄, NHCONHR₄, C(=NOH)R₄, NHSOR₄, NHSO₂R₄, -(CH₂)_n-NR₆R₇, alkoxy carbonyl, alkylaminocarbonyl, sulfonyl, alkylsulfonyl, alkylsulfinyl, arylsulfonyl, arylsulfinyl, aminosulfonyl, aminosulfinyl, SR₄ and acyl; each of which may optionally be substituted wherein R_3 does not contain the moiety NHCONHCO or NHCONHSO₂;

X and Y are the same or different and independently selected from H, halo, C₁-C₄ alkyl, such as CH₃ and CF₃, NO₂, OR₄, SR₄, C(O)R₅, CN, and NR₈ R₉;

R_4 is selected from H, C₁-C₄ alkyl, heteroalkyl, aryl, heteroaryl, acyl;

R_5 is selected from H, C₁-C₄ alkyl;

each R_6 and R_7 is independently selected from the group consisting of H, alkyl, alkenyl, alkynyl, haloalkyl, heteroalkyl, cycloalkyl, heterocycloalkyl, aryl, heteroaryl, cycloalkylalkyl, heterocycloalkylalkyl, arylalkyl, heteroarylalkyl and acyl each of which may be optionally substituted;

R₈ and R₉ are the same or different and independently selected from H, C₁-C₆ alkyl, C₄-C₉ cycloalkyl, C₄-C₉ heterocycloalkyl, aryl, heteroaryl, arylalkyl, heteroarylalkyl;

5 n is an integer from 0 to 6;

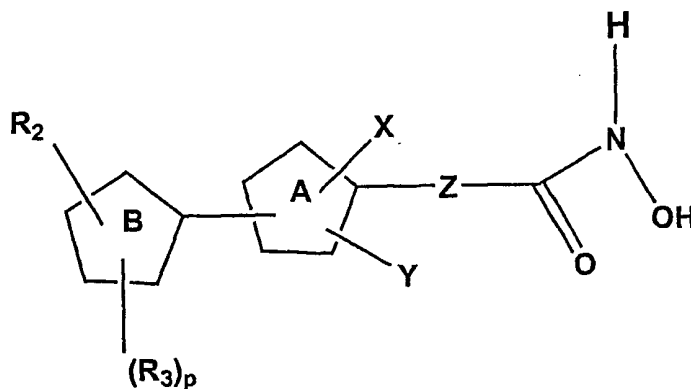
m is an integer from 0 to 4;

or a pharmaceutically acceptable salt or prodrug thereof.

10

In a particularly preferred embodiment of the compounds of Formula (Ic) Z is CH₂ or CH=CH, A is a phenylene or six membered heteroarylene.

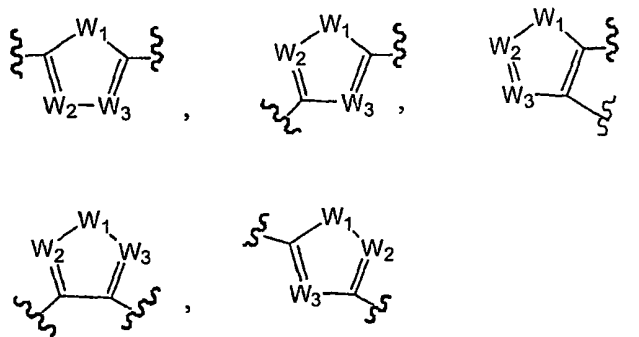
Another preferred compound is that of Formula (Id):



15

Formula (Id)

wherein  is selected from the group consisting of



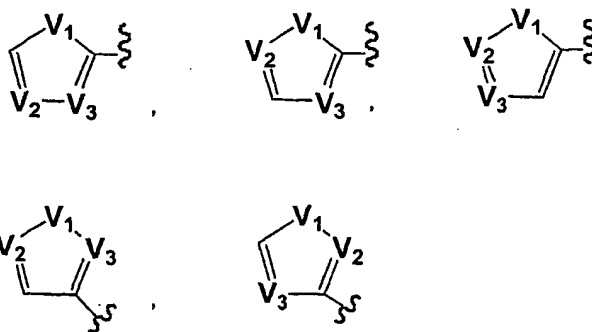
20 wherein W₁ is selected from the group consisting of O, S and NH;

W_2 and W_3 are independently selected from the group consisting of N, CX and CY;

p is an integer from 0 to 3;

- 5 wherein Z, X, Y, B, R_2 and R_3 are as described above for formula (I), or a pharmaceutically acceptable salt or prodrug thereof.

In a preferred embodiment B is selected from the group consisting of:



10

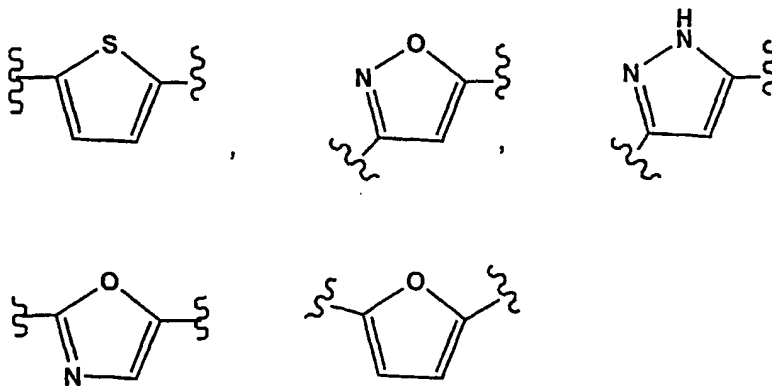
wherein V_1 is selected from the group consisting of O, S and NH;

V_2 and V_3 are selected from the group consisting of N, CR_2 , and CR_3 ;

15

wherein R_2 and R_3 are as described above.

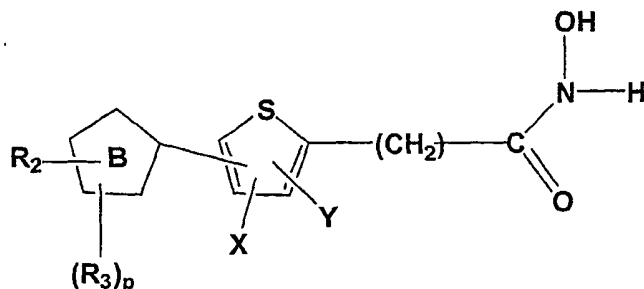
In the embodiments discussed above A is preferably a group of formula:



20

p is preferably 0 or 1, most preferably 0.

Another preferred compound is a compound of Formula (Ie):



Formula (Ie)

5

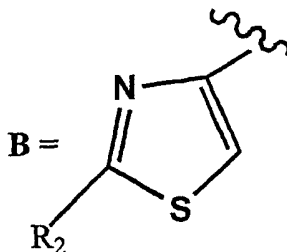
wherein B is a 5-membered heteroarylene, p is an integer from 0 to 3, and X, Y, R₂ and R₃ are as described for Formula (I). R₂ is preferably selected from the group consisting of:

- NH₂,
- 10 -(CH₂)_nNHCOR₄,
- NHSO₂R₄,
- NR₄,
- (CH₂)_nNR₆R₇.
- arylalkyl,
- 15 - heteroarylalkyl,

each of which may be optionally substituted.

wherein n is an integer from 1 to 6, and R₄, R₆ and R₇ are as described for formula (I), or a pharmaceutically acceptable salt or prodrug thereof.

- 20 B is preferably a group of Formula:



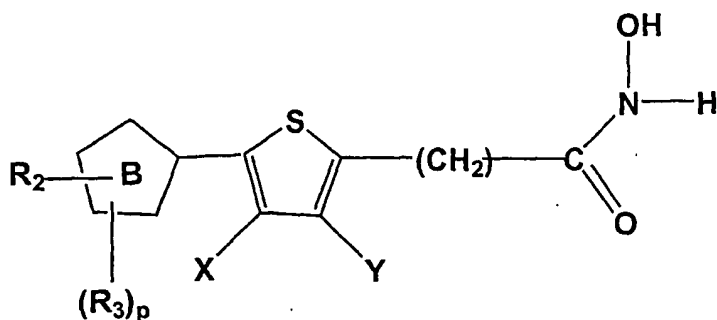
wherein R₂ is as described for formula (I).

25

p is preferably 0 or 1, most preferably 0.

Another preferred compound is a compound of Formula (If):

5



Formula (If)

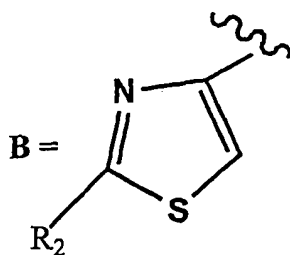
wherein B is a 5-membered heteroaryl, p is an integer from 0 to 3, and X, Y, R₂ and R₃ are as described for Formula (I). R₂ is preferably selected from the group consisting of:

- 10 -NH₂,
 -(CH₂)_nNHCOR₄,
 -NHSO₂R₄,
 -NR₄,
 15 -(CH₂)_nNR₆R₇.
 - arylalkyl,
 - heteroarylalkyl,

each of which may be optionally substituted.

wherein n is an integer from 1 to 6, and R₄, R₆ and R₇ are as described for formula (I), or a
 20 pharmaceutically acceptable salt or prodrug thereof.

B is preferably a group of Formula:



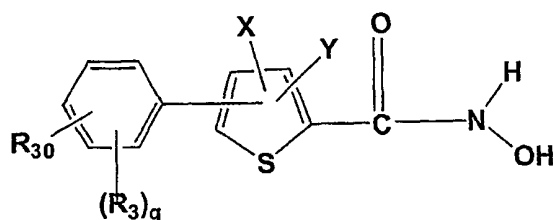
25

wherein R₂ is as described for formula (I).

p is preferably 0 or 1, most preferably 0.

In another preferred embodiment the invention provides compounds of Formula (lg):

5



Formula (lg)

wherein q is an integer from 0 to 4, and X, Y, R_2 and R_3 are as described for Formula (l)

10 . R_{30} is preferably selected from the group consisting of:

-NH₂,

-(CH₂)_nNHCOR₄,

-NHSO₂R₄,

-NR₄,

15 -(CH₂)_nNR₆R₇-

- arylalkyl,

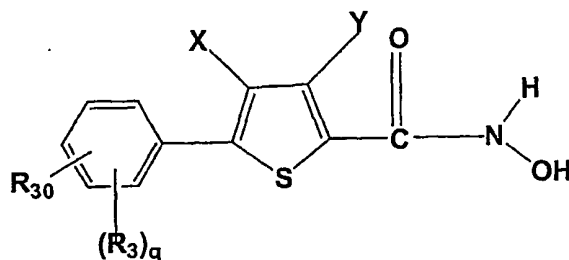
- heteroarylalkyl,

each of which may be optionally substituted

20 wherein n is an integer from 0 to 6 and R_4 , R_6 and R_7 are as described for Formula (l), or a pharmaceutically acceptable salt or prodrug thereof.

q is preferably 0 or 1, most preferably 0.

25 In another preferred embodiment the invention provides compounds of Formula (lh):



Formula (lh)

wherein q is an integer from 0 to 4, and X , Y , R_2 and R_3 are as described for Formula (I)

R_{30} is preferably selected from the group consisting of:

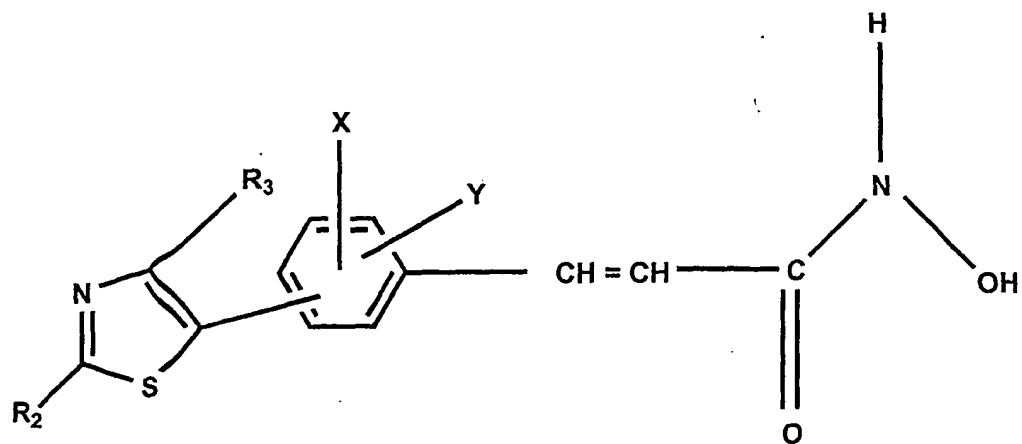
- NH₂,
- 5 -(CH₂)_nNHCO R₄,
- NHSO₂R₄,
- NR₄,
- (CH₂)_nNR₆R₇.
- arylalkyl,
- 10 - heteroarylalkyl,

each of which may be optionally substituted

wherein n is an integer from 0 to 6 and R_4 , R_6 and R_7 are as described for Formula (I), or a pharmaceutically acceptable salt or prodrug thereof.

- 15 q is preferably 0 or 1, most preferably 0.

In another preferred embodiment the invention provides a compound of Formula (II):



20

Formula (II)

wherein X , Y , R_2 and R_3 are as described for Formula (I)

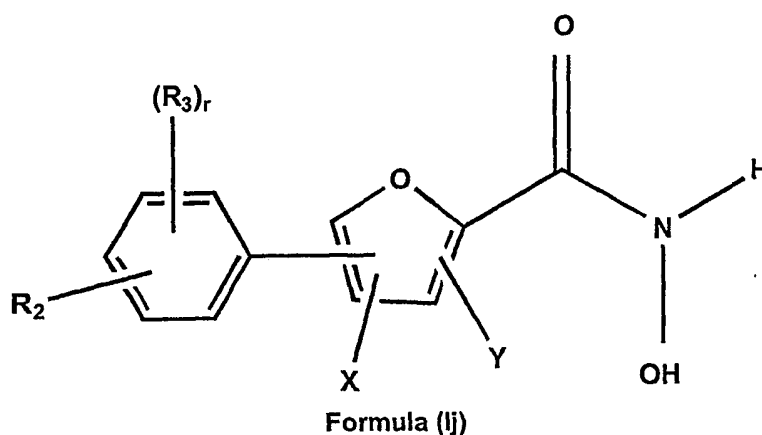
R_2 is preferably selected from the group consisting of:

- NH₂,
- 25 -(CH₂)_nNHCO R₄,
- NHSO₂R₄,
- NR₄,
- (CH₂)_nNR₆R₇.

- arylalkyl,
 - heteroarylalkyl,
 each of which may be optionally substituted.

- 5 where n is an integer from 0 to 6 and R_4 , R_6 and R_7 are as described in Formula (I), or a pharmaceutically acceptable salt or prodrug thereof.

In another embodiment the compounds are of Formula (Ij):



wherein r is an integer from 0 to 4, and X, Y, R_2 and R_3 are as described for Formula (I)

. R_2 is preferably selected from the group consisting of:

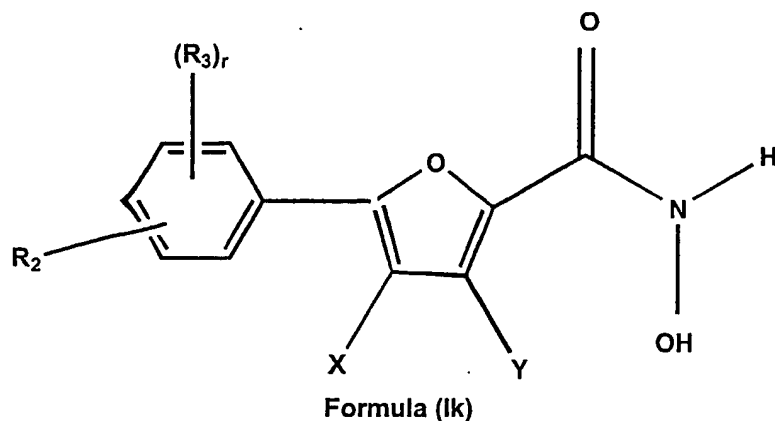
- 15 -NH₂,
 -(CH₂)_nNHCOR₄,
 -NHSO₂R₄,
 -NR₄,
 -(CH₂)_nNR₆R₇.

- 20 - arylalkyl,
 - heteroarylalkyl,
 each of which may be optionally substituted

- 25 wherein n = is an integer from 0 to 6, R_4 , R_6 and R_7 are the same as in Formula (I), or a pharmaceutically acceptable salt or prodrug thereof.

r is preferably 0 or 1, most preferably 0.

In another embodiment the compounds are of Formula (Ik):



5 wherein r is an integer from 0 to 4, and X , Y , R_2 and R_3 are as described for Formula (I)

. R_2 is preferably selected from the group consisting of:

- NH_2 ,

- $(CH_2)_nNHCOR_4$,

- $NHSO_2R_4$,

10 - NR_4 ,

- $(CH_2)_nNR_6R_7$.

- arylalkyl,

- heteroarylalkyl,

each of which may be optionally substituted

15

wherein n is an integer from 0 to 6, R_4 , R_6 and R_7 are the same as in Formula (I), or a pharmaceutically acceptable salt or prodrug thereof.

r is preferably 0 or 1, most preferably 0.

20

As with any group of structurally related compounds which possess a particular utility, certain groups are preferred for the compounds of the invention in their end use application.

25

The Z moiety is preferably a single bond, a group of formula CH_2 or a group of formula $-CH=CH-$. When Z is a group of formula $-CH=CH-$ the moiety is preferably in the "E" configuration.

It is preferred that when Z is a single bond then A is not 2,5-thiophenylene.

30

In one embodiment of the invention it is preferred that R_2 and R_3 are selected from the group consisting of H, C_1 - C_{10} alkyl, alkenyl, heteroalkyl, haloalkyl, alkynyl, aryl, cycloalkyl, heterocycloalkyl, heteroaryl, C_4 - C_9 heterocycloalkylalkyl, cycloalkylalkyl (e.g., cyclopropylmethyl), arylalkyl (e.g. benzyl), heteroarylalkyl (e.g. pyridylmethyl), hydroxyl, hydroxyalkyl, alkoxy, amino, alkylamino, aminoalkyl, acylamino, phenoxy, alkoxyalkyl, benzyloxy, alkylsulfonyl, arylsulfonyl, aminosulfonyl, $-C(O)OR_4$, $-C(O)OH$, $-SH$, $-CONHR_4$, $-NHCONHR_4$, $C(=NOH)R_4$, and acyl.

In another preferred embodiment it is preferred that R_3 is H and R_2 is selected from the group consisting of NH_2 , $-(CH_2)_nNHCOR_4$, $NHSO_2R_4$, $(CH_2)_nNR_4$, $(CH_2)_nNR_6R_7$, NR_6R_7 arylalkyl, heteroarylalkyl, arylheteroalkyl, heteroarylheteroalkyl, halogen, and alkoxy, each of which may be optionally substituted, wherein n is 0, 1 or 2, and R_4 , R_6 and R_7 are as defined herein.

It is particularly preferred that R_2 is a group of formula $-(CH_2)_n-NR_6R_7$ wherein n is 0 and R_6 and R_7 are independently selected from the group consisting of H, cyclopropyl, 2-(4-Hydroxy-3,5-dimethoxy-phenyl)-ethyl, 3-Pyrrolidin-1-yl-propyl, 2-Morpholin-4-yl-ethyl, 3-Morpholin-4-yl-propyl, 2-Dimethylamino-ethyl, 4-[4-(2,3-Dimethyl-phenyl)-piperazin-1-ylmethyl, 3-Imidazol-1-yl-propyl, 3-phenyl-propyl, (2-Hydroxy-ethyl)-phenethyl, 2-Hydroxy-ethyl-2-(1H-indol-3-yl)-ethyl, (2-Morpholin-4-yl-ethyl)-phenethyl, 2-(2-methyl-1H-indol-3-yl)-ethyl, 2-(1H-indol-3-yl)-ethyl, pyridin-3-ylmethyl, 3-hydroxy-propyl, 2-pyridin-2-yl-ethyl, 2-pyridin-3-yl-ethyl, pyridin-3-ylmethyl, 2-pyridin-4-yl-ethyl, benzyl, 3-phenyl-propyl, 2-phenoxy-ethyl, morpholin-4-yl, pyridin-2-yl, phenethyl, 2-(4-bromo-phenyl)-ethyl, 2-(4-fluoro-phenyl)-ethyl, 3-imidazol-1-yl-propyl, 2-(1H-imidazol-4-yl)-ethyl, 1H-Benzoimidazol-2-ylmethyl, 2-piperidin-1-yl-ethyl, 2-pyrrolidin-1-yl-ethyl, 2-cyclohex-1-enyl-ethyl, 2-ethyl-hexyl, 2-thiophen-2-yl-ethyl, 3,3-diphenyl-propyl, 2-biphenyl-4-yl-ethyl, 4-phenoxy-phenyl, 2-(3-phenoxy-phenyl)-ethyl, 2-(2,3-dimethoxy-phenyl), 2-(2,4-dichloro-phenyl)-ethyl, cyclohexylmethyl, hexyl, isobutyl, 3-isopropoxy-propyl, 2-phenoxy-ethyl, 2-isopropoxy-ethyl, 3-methoxy-benzyl, 4-[1,2,3]thiadiazol-4-yl-benzyl, 2,4-dichloro-benzyl, 2-(2-methoxy-phenyl)-ethyl, 2-(3-fluoro-phenyl)-ethyl, 2-(2-fluoro-phenyl)-ethyl, 2,2-diphenyl-ethyl, 2-(4-methoxy-phenyl)-ethyl, 2-(3-chloro-phenyl)-ethyl, 4-phenyl-butyl, 3-phenyl-propyl, 3,3-diphenyl-propyl, 3-(4-methyl-piperazin-1-yl), 3-morpholin-4-yl-propyl, 3-(2-oxo-pyrrolidin-1-yl)-propyl, 3-pyrrolidin-1-yl-propyl, tetrahydro-furan-2-ylmethyl, 2-diethylamino-ethyl, 2-dimethylamino-ethyl.

35

If R_2 or R_3 are substituted particularly preferred substituents are selected from the group consisting of halogen, =O, =S, -CN, $-NO_2$, alkyl, alkenyl, heteroalkyl, haloalkyl, alkynyl,

aryl, cycloalkyl, heterocycloalkyl, heteroaryl, hydroxy, hydroxyalkyl, alkoxy, alkylamino, aminoalkyl, acylamino, phenoxy, alkoxyalkyl, benzyloxy, alkylsulfonyl, arylsulfonyl, aminosulfonyl, $-C(O)OR_5$, COOH, SH, $-C(O)C(O)OR_5$, $C(O)CONHR_5$, $CON(R_5)OR_5$, $COCON(R_5)OR_5$, $NHCO R_5$ and acyl; such that neither R_2 nor R_3 contains an acylurea unit
 5 (NHCONHCO) or sulfonylurea unit [NHCONHS(O)₂]

X and Y are preferably selected from the group consisting of H, halo, C₁-C₄ alkyl, such as CH₃ and CF₃, NO₂, OR₄, SR₄, C(O)R₅, CN, and NR₈ R₉, most preferably H.

10 R₄ is preferably selected from the group consisting of H, C₁-C₄ alkyl, cycloalkyl, heteroalkyl, aryl, heteroaryl, and acyl.

R₅ is preferably H, C₁-C₄ alkyl or cycloalkyl;

15 R₆ and R₇ are the same or different and are preferably selected from the group consisting of H, C₁-C₆ alkyl, C₄-C₉ cycloalkyl, C₄-C₉ heterocycloalkyl, aryl, heteroaryl, arylalkyl and heteroarylalkyl.

20 R₈ and R₉ are the same or different and are preferably selected from the group consisting of H, C₁-C₆ alkyl, C₄-C₉ cycloalkyl, C₄-C₉ heterocycloalkyl, aryl, heteroaryl, arylalkyl and heteroarylalkyl.

In one preferred embodiment A is an optionally substituted 5-membered heteroarylene ring. In this embodiment it is preferred that A is selected from the group consisting of 2,5-
 25 furanylene; 2,4-furanylene; 2,3-furanylene; 3,4-furanylene; 2,5-thiophenylylene; 2,4-thiophenylylene; 2,3-thiophenylylene; 3,4-thiophenylylene; 1,2-pyrrolylylene; 1,3-pyrrolylylene; 1,4-pyrrolylylene; 1,5-pyrrolylylene; 2,3-pyrrolylylene; 2,4-pyrrolylylene; 2,5-pyrrolylylene; 3,4-pyrrolylylene; 2,5-oxazolyllylene; 2,4-oxazolyllylene; 4,5-oxazolyllylene; 2,5-thiazolyllylene; 2,4-thiazolyllylene; 4,5-thiazolyllylene; 1,2-imidazolyllylene; 1,4-imidazolyllylene; 1,5-imidazolyllylene; 2,4-
 30 imidazolyllylene; 2,5-imidazolyllylene; 4,5-imidazolyllylene; 1,3-pyrazolyllylene; 1,4-pyrazolyllylene; 1,5-pyrazolyllylene; 3,4-pyrazolyllylene; 3,5-pyrazolyllylene; 4,5-pyrazolyllylene; 3,4-isoxazolyllylene; 3,5-isoxazolyllylene; 4,5-isoxazolyllylene; 3,4-isothiazolyllylene; 3,5-isothiazolyllylene; 4,5-isothiazolyllylene; 4,5-(1,2,3-oxadiazolyllylene); 3,5-(1,2,4-oxadiazolyllylene); 1,4-(1,2,3-triazolyllylene); 1,5-(1,2,3-triazolyllylene); 4,5-(1,2,3-triazolyllylene); 1,3-(1,2,4-triazolyllylene); 1,5-
 35 (1,2,4-triazolyllylene); 3,5-(1,2,4-triazolyllylene); 3,5-(1,2,4-thiadiazolyllylene); 2,5-(1,3,4-thiadiazolyllylene), and 1,5-tetrazolyllylene.

It is particularly preferred that A is selected from the group consisting of 2,5-thiophenylene; 3,5-isoxazolylene; 3,5-pyrazolylene; 2,5-oxazolylene; 3,5-pyrazolylene; 2,5-furanylene and 2,4-thiophenylene.

5 When A is a five-membered heteroarylene it is preferred that B is attached to the 3rd or 4th position relative to Z of Ring A.

In another preferred embodiment A is an optionally substituted phenylene or an optionally substituted 6-membered heteroarylene. It is preferred that when A is phenylene then B is
10 not a 5-membered heteroaryl or 5-membered heteroarylene.

In another preferred embodiment B is an optionally substituted 5-membered heteroarylene. In this embodiment it is preferred that B is selected from the group consisting of 2,5-furanylene; 2,4-furanylene; 2,3-furanylene; 3,4-furanylene; 2,5-
15 thiophenylene; 2,4-thiophenylene, 2,3-thiophenylene; 3,4-thiophenylene; 1,2-pyrrolylene; 1,3-pyrrolylene; 1,4-pyrrolylene; 1,5-pyrrolylene; 2,3-pyrrolylene; 2,4-pyrrolylene; 2,5-pyrrolylene; 3,4-pyrrolylene; 2,5-oxazolylene; 2,4-oxazolylene; 4,5-oxazolylene, 2,5-thiazolylene; 2,4-thiazolylene; 4,5-thiazolylene 1,2-imidazolylene; 1,4-imidazolylene; 1,5-imidazolylene; 2,4-imidazolylene; 2,5-imidazolylene; 4,5-imidazolylene 1,3-pyrazolylene;
20 1,4-pyrazolylene; 1,5-pyrazolylene; 3,4-pyrazolylene; 3,5-pyrazolylene; 4,5-pyrazolylene; 3,4-isoxazolylene; 3,5-isoxazolylene; 4,5-isoxazolylene; 3,4-isothiazolylene; 3,5-isothiazolylene; 4,5-isothiazolylene; 4,5-(1,2,3-oxadiazolylene); 3,5-(1,2,4-oxadiazolylene); 1,4-(1,2,3-triazolylene); 1,5-(1,2,3-triazolylene); 4,5-(1,2,3-triazolylene); 1,3-(1,2,4-triazolylene); 1,5-(1,2,4-triazolylene); 3,5-(1,2,4-triazolylene); 3,5-(1,2,4-thiadiazolylene); 2,5-(1,3,4-thiadiazolylene), and 1,5-tetrazolylene.

It is particularly preferred that B is an optionally substituted 5-membered heteroarylene selected from the group consisting of 2,4-thiazolylene; 4,2-thiazolylene; 1,3-phenylene; 2,5-thiophenylene and 1,4-phenylene.

30

It is particularly preferred that both A and B are 5-membered heteroarylene rings.

It is preferred that B is not a bicyclic heteroaryl or bicyclic heteroarylene having 9 ring atoms. It is also preferred that B is not a monocyclic, bicyclic or polycyclic heteroarylene
35 substituted by a cycloheteroalkyl moiety. With reference to the compounds above when any moieties are said to be optionally substituted it is preferred that if they are substituted with one or more substituents then the substituents are independently selected from the

group consisting of halogen, =O, =S, -CN, -NO₂, -CF₃, -OCF₃, alkyl, alkenyl, alkynyl, haloalkyl, haloalkenyl, haloalkynyl, heteroalkyl, cycloalkyl, cycloalkenyl, heterocycloalkyl, heterocycloalkenyl, aryl, heteroaryl, hydroxy, hydroxyalkyl, alkoxy, alkoxyalkyl, alkoxyaryl, alkoxyheteroaryl, alkenyloxy, alkyloxy, cycloalkyloxy, cycloalkenyloxy, heterocycloalkyloxy, heterocycloalkenyloxy, aryloxy, heteroaryloxy, arylalkyl, heteroarylalkyl, cycloalkylalkyl, heterocycloalkylalkyl, arylalkyloxy, amino, alkylamino, acylamino, aminoalkyl, arylamino, sulfonylamino, sulfynylamino, sulfonyl, alkylsulfonyl, arylsulfonyl, aminosulfonyl, aminoalkyl, alkoxyalkyl, CH₂heterocycloalkylCOOR₁₀, heterocycloalkylCOOR₁₀, -COOH, -COR₅, -C(O)OR₅, CONHR₅, -C(O)C(O)OR₅, C(O)CONHR₅, CON(R₅)OR₅, COCON(R₅)OR₅, NHCOR₅, CH₂NCOOR₁₀, NHCOOR₅, NHCONHR₅, C(=NOH)R₅, -SH, -SR₅, -OR₅ and acyl;

wherein R₁₀ is selected from H, alkyl, acyl and aryl.

n is preferably 0, 1 or 2, more preferably 0 or 1.

m is preferably 0, 1 or 2, more preferably 0 or 1, most preferably 1.

In another embodiment it is preferred that when A is a thiazolylene, benzothiazolylene, oxazolylene or benzoxazolylene, B is not a phenyl or substituted phenyl which is attached to position 2 of the ring.

In another embodiment it is preferred that when A is 2,5-oxazolene and Z is single bond, R₂ = R₃ = H, then B is not a phenyl, 4-Cl-phenyl, 4-CH₃O-phenyl or 4-NO₂-phenyl.

In addition to compounds of as described above, certain embodiments disclosed are also directed to pharmaceutically acceptable salts, pharmaceutically acceptable prodrugs, and pharmaceutically active metabolites of such compounds, and pharmaceutically acceptable salts of such metabolites. Such compounds, salts, prodrugs and metabolites are at times collectively referred to herein as "HDAC inhibiting agents" or "HDAC inhibitors". In certain embodiments the compounds disclosed are used to modify deacetylase activity, in some cases histone deacetylase activity and in some cases HDAC 8, or HDAC 1 activity.

Certain embodiments disclosed also relate to pharmaceutical compositions each comprising a therapeutically effective amount of a HDAC inhibiting agent of the embodiments described and optionally comprising a pharmaceutically acceptable carrier or diluent for treating cellular proliferative ailments. The term "effective amount" as used

herein indicates an amount of compound necessary to administer to a host to achieve a therapeutic result, e.g., inhibition of proliferation of malignant cancer cells, benign tumor cells or other proliferative cells.

- 5 The invention also relates to pharmaceutical compositions including a compound of the invention with a pharmaceutically acceptable carrier, diluent or excipient.

In yet a further aspect the present invention provides a method of treatment of a disorder caused by, associated with or accompanied by disruptions of cell proliferation and/or angiogenesis including administration of a therapeutically effective amount of a compound
10 of Formula (I).

The method preferably includes administration of a compound of Formula (Ia), more preferably a compound of Formula (Ib), even more preferably a compound of Formula (Ic)
15 or a compound of Formula (Id), most preferably a compound of Formula (Ie) to (Ik) as described herein.

The disorder is preferably selected from the group consisting of but not limited to cancer (e.g. breast cancer, colon cancer, prostate cancer, pancreatic cancer, leukemias,
20 lymphomas), inflammatory diseases/immune system disorders, angiofibroma, cardiovascular diseases (e.g. restenosis, arteriosclerosis), fibrotic diseases (e.g. liver fibrosis), diabetes, autoimmune diseases, chronic and acute neurodegenerative disease like disruptions of neural tissue, Huntington's disease and infectious diseases like fungal, bacterial and viral infections. In another embodiment the disorder is a proliferative
25 disorder. The proliferative disorder is preferably cancer. The cancer can include solid tumors or hematologic malignancies.

The invention also provides agents for the treatment of a disorder caused by, associated with or accompanied by disruptions of cell proliferation and/or angiogenesis including a
30 compound of Formula (I) as disclosed herein. The agent is preferably an anti-cancer agent.

The agent preferably contains a compound of Formula (Ia), more preferably a compound of Formula (Ib), even more preferably a compound of Formula (Ic) or a compound of
35 Formula (Id), most preferably a compound of Formula (Ie) to (Ik) as described herein.

The invention also relates to the use of compounds of Formula (I) in the preparation of a medicament for the treatment of a disorder caused by, associated with or accompanied by disruptions of cell proliferation and/or angiogenesis. The disorder is preferably a proliferative disorder, most preferably a cancer.

5

The compounds of the present invention surprisingly show low toxicity, together with a potent anti-proliferative activity.

In yet a further embodiment the invention provides a method of treatment of a disorder that can be treated by the inhibition of histone deacetylase including administration of a therapeutically effective amount of a compound of Formula (I).

In yet a further embodiment the invention provides a method of treatment of a disorder, disease or condition that are mediated by deacetylase activity such as histone deacetylase including administration of a therapeutically effective amount of a compound of Formula (I).

The method preferably includes administration of a compound of Formula (Ia), more preferably a compound of Formula (Ib) even more preferably a compound of Formula (Ic) or a compound of Formula (Id), most preferably a compound of Formula (Ie) to (Ik) as described herein.

The disorder is preferably selected from the group consisting of but not limited to Proliferative disorders (e.g. cancer); Neurodegenerative diseases including Huntington's Disease, Polyglutamine diseases, Parkinson's Disease, Alzheimer's Disease, Seizures, Striatonigral degeneration, Progressive supranuclear palsy, Torsion dystonia, Spasmodic torticollis and dyskinesia, Familial tremor, Gilles de la Tourette syndrome, Diffuse Lewy body disease, Progressive supranuclear palsy, Pick's disease, Intracerebral haemorrhage Primary lateral sclerosis, Spinal muscular atrophy, Amyotrophic lateral sclerosis, Hypertrophic interstitial polyneuropathy, Retinitis pigmentosa, Hereditary optic atrophy, Hereditary spastic paraplegia, Progressive ataxia and Shy-Drager syndrome; Metabolic diseases including Type 2 diabetes; Degenerative Diseases of the Eye including Glaucoma, Age-related macular degeneration, Rubeotic glaucoma, Intersitital keratitis, Diabetic retinopathy; Inflammatory diseases and/or Immune system disorders including Rheumatoid Arthritis (RA), Osteoarthritis, Juvenile chronic arthritis, Graft versus Host disease, Psoriasis, Asthma, Spondyloarthropathy, Crohn's Disease, inflammatory bowel disease, Colitis Ulcerosa, Alcoholic hepatitis, Diabetes, Sjogrens's syndrome, Multiple

Sclerosis, Ankylosing spondylitis, Membranous glomerulopathy, Discogenic pain, Systemic Lupus Erythematosus; Disease involving angiogenesis including cancer, psoriasis, rheumatoid arthritis; Psychological disorders including bipolar disease, schizophrenia, depression and dementia; Cardiovascular Diseases including Heart failure, restenosis and arteriosclerosis; Fibrotic diseases including liver fibrosis, cystic fibrosis and angiofibroma; Infectious diseases including Fungal infections, such as Candida Albicans, Bacterial infections, Viral infections, such as Herpes Simplex, Protozoal infections, such as Malaria, Leishmania infection, Trypanosoma brucei infection, Toxoplasmosis and coccidiosis and Haematopoietic disorders including thalassemia, anemia and sickle cell anemia.

The invention also provides agents for the treatment of a disorder, disease or condition that can be treated by the inhibition of histone deacetylase including a compound of Formula (I) as disclosed herein. The agent is preferably an anti-cancer agent.

The invention also relates to the use of compounds of Formula (I) in the preparation of a medicament for the treatment of a disorder, disease or condition that can be treated by the inhibition of histone deacetylase.

The invention also provides a method for inhibiting cell proliferation including administration of an effective amount of a compound according to Formula (I).

In yet an even further aspect the invention provides a method of treatment of a neurodegenerative disorder in a patient including administration of a therapeutically effective amount of a compound of Formula (I). The method preferably includes administration of a compound of Formula (Ia), more preferably a compound of Formula (Ib) even more preferably a compound of Formula (Ic) or a compound of Formula (Id), most preferably a compound of (Ie) to (Ik) as described herein. The neurodegenerative disorder is preferably Huntington's Disease.

The invention also provides agents for the treatment of neurodegenerative disorder including a compound of Formula (I) as disclosed herein. The agent is preferably anti-Huntington's disease agent.

The invention also relates to the use of compounds of Formula (I) in the preparation of a medicament for the treatment of a neurodegenerative disorder. The neurodegenerative disorder is preferably Huntington's Disease.

In yet an even further aspect the invention provides a method of treatment of an inflammatory disease and/or immune system disorder in a patient including administration of a therapeutically effective amount of a compound of Formula (I). The method preferably includes administration of a compound of Formula (Ia), more preferably a compound of Formula (Ib) as described herein, even more preferably (Ic) or (Id), most preferably a compound of Formula (Ie) to (Ik). In one embodiment the inflammatory disease and/or immune system disorder is rheumatoid arthritis. In another embodiment the inflammatory disease and/or immune system disorder is Systemic Lupus Erythematosus.

10

The invention also provides agents for the treatment of inflammatory disease and/or immune system disorder including a compound of Formula (I) as disclosed herein.

The invention also relates to the use of compounds of Formula (I) in the preparation of a medicament for the treatment of inflammatory disease and/or immune system disorder. In one embodiment the inflammatory disease and/or immune system disorder is rheumatoid arthritis. In another embodiment the inflammatory disease and/or immune system disorder is Systemic Lupus Erythematosus.

20 In another embodiment the present invention provides the use of a compound of Formula (I) to modify deacetylase activity, preferably histone deacetylase activity, even more preferably HDAC1 or HDAC8.

The invention also provides the use of a compound of Formula (I) to treat cancer. In another embodiment, the cancer is selected from a group including but not limited to breast cancer, lung cancer, ovarian cancer, prostate cancer, head and neck cancer, renal cancer, gastric cancer, colon cancer, pancreatic cancer and brain cancer.

30 In a further aspect the invention provides a method of treatment of a hematological malignancy including administration of a compound of Formula (Ia), more preferably a compound of Formula (Ib) as described herein, even more preferably (Ic) or (Id), most preferably a compound of Formula (Ie) to (Ik).

35 The invention also provides use of a compound of Formula (I) in the preparation of a medicament for the treatment of a hematologic malignancy. The hematologic malignancy

is preferably selected from the group consisting of B-cell lymphoma, T-cell lymphoma and leukemia.

5 In a further aspect the invention provides a method of treatment of a solid tumor including administration of an effective amount of a compound of Formula (I). The method preferably includes administration of a compound of Formula (Ia), more preferably a compound of Formula (Ib) as described herein, even more preferably (Ic) or (Id), most preferably a compound of Formula (Ie) to (Ik).

10 The invention also provides the use of compounds of Formula (I) in the preparation of a medicament to treat solid tumors. The solid tumor is preferably selected from the group consisting of breast cancer, lung cancer, ovarian cancer, prostate cancer, head and neck cancer, renal cancer, gastric cancer, colon cancer, pancreatic cancer and brain cancer.

15 A method of induction of apoptosis of tumor cells including contacting the tumor cell with an effective amount of a compound of Formula (I). The method preferably includes administration of a compound of Formula (Ia), more preferably a compound of Formula (Ib) as described herein, even more preferably (Ic) or (Id), most preferably a compound of Formula (Ie) to (Ik).

20

The invention also provides the use of a compound of Formula (I) in the preparation of a medicament for the induction of cell death such as apoptosis of tumor cells.

DETAILED DESCRIPTION OF THE INVENTION

25 There are disclosed hydroxamate compounds, for example biaryl compounds containing hydroxamic acid in one of the substituents, that may be inhibitors of deacetylases, including but not limited to inhibitors of histone deacetylases. The hydroxamate compounds may be suitable for prevention or treatment of a disorder caused by, associated with or accompanied by disruptions of cell proliferation and/or angiogenesis
30 when used either alone or together with a pharmaceutically acceptable carrier, diluent or excipient. An example of such a disorder is cancer.

35

As used herein the term 'cancer' is a general term intended to encompass the vast number of conditions that are characterised by uncontrolled abnormal growth of cells.

It is anticipated that the compounds of the invention will be useful in treating various cancers including but not limited to bone cancers including Ewing's sarcoma,

osteosarcoma, chondrosarcoma and the like, brain and CNS tumors including acoustic neuroma, neuroblastomas, glioma and other brain tumors, spinal cord tumors, breast cancers, colorectal cancers, colon cancers, advanced colorectal adenocarcinomas, endocrine cancers including adenocortical carcinoma, pancreatic cancer, pituitary cancer, 5 thyroid cancer, parathyroid cancer, thymus cancer, multiple endocrine neoplasia, gastrointestinal cancers including stomach cancer, esophageal cancer, small intestine cancer, Liver cancer, extra hepatic bile duct cancer, gastrointestinal carcinoid tumor, gall bladder cancer, genitourinary cancers including testicular cancer, penile cancer, prostate cancer, gynaecological cancers including cervical cancer, ovarian cancer, vaginal cancer, 10 uterus/endometrium cancer, vulva cancer, gestational trophoblastic cancer, fallopian tube cancer, uterine sarcoma, head and neck cancers including oral cavity cancer, lip cancer, salivary gland cancer, larynx cancer, hypopharynx cancer, orthopharynx cancer, nasal cancer, paranasal cancer, nasopharynx cancer, leukemias including childhood leukemia, acute lymphocytic leukemia, acute myeloid leukemia, chronic lymphocytic leukemia, 15 chronic myeloid leukemia, hairy cell leukemia, acute promyelocytic leukemia, plasma cell leukemia, myelomas, haematological disorders including myelodysplastic syndromes, myeloproliferative disorders, aplastic anemia, Fanconi anemia, Waldenstroms Macroglobulinemia, lung cancers including small cell lung cancer, non-small cell lung cancer, lymphomas including Hodgkin's disease, non-Hodgkin's lymphoma, cutaneous T- 20 cell lymphoma, peripheral T-cell lymphoma, AIDS related Lymphoma, B-cell lymphoma, Burkitt's lymphoma, eye cancers including retinoblastoma, intraocular melanoma, skin cancers including melanoma, non-melanoma skin cancer, merkel cell cancer, soft tissue sarcomas such as childhood soft tissue sarcoma, adult soft tissue sarcoma, Kaposi's sarcoma, urinary system cancers including kidney cancer, Wilms tumor, bladder cancer, 25 urethral cancer, and transitional cell cancer.

Preferred cancers that may be treated by the compounds of the present invention include but are not limited to breast cancer, lung cancer, ovarian cancer, prostate cancer, head and neck cancer, renal cancer, gastric cancer, colon cancer, pancreatic cancer and brain 30 cancer.

Preferred cancers that may be treated by compounds of the present invention include but are not limited to B-cell lymphoma (e.g. Burkitt's lymphoma), leukemias (e.g. Acute promyelocytic leukemia), cutaneous T-cell lymphoma (CTCL) and peripheral T-cell 35 lymphoma.

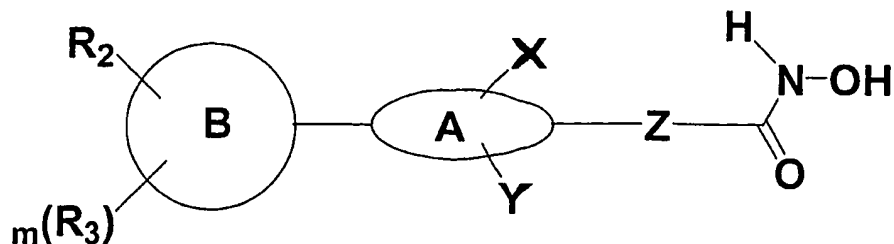
Preferred cancers that may be treated by compounds of the present invention include but are not limited to solid tumors and hematologic malignancies.

The compounds may also be used in the treatment of a disorder involving, relating to, or
5 associated with dysregulation of histone deacetylase (HDAC).

There are a number of disorders that have been implicated by or known to be mediated at least in part by HDAC activity, where HDAC activity is known to play a role in triggering disease onset, or whose symptoms are known or have been shown to be alleviated by
10 HDAC inhibitors. Disorders of this type that would be expected to be amenable to treatment with the compounds of the invention include the following but not limited to:

Proliferative disorders (e.g. cancer); Neurodegenerative diseases including Huntington's Disease, Polyglutamine diseases, Parkinson's Disease, Alzheimer's Disease, Seizures,
15 Striatonigral degeneration, Progressive supranuclear palsy, Torsion dystonia, Spasmodic torticollis and dyskinesia, Familial tremor, Gilles de la Tourette syndrome, Diffuse Lewy body disease, Progressive supranuclear palsy, Pick's disease, intracerebral haemorrhage, Primary lateral sclerosis, Spinal muscular atrophy, Amyotrophic lateral sclerosis, Hypertrophic interstitial polyneuropathy, Retinitis pigmentosa, Hereditary optic
20 atrophy, Hereditary spastic paraplegia, Progressive ataxia and Shy-Drager syndrome; Metabolic diseases including Type 2 diabetes; Degenerative Diseases of the Eye including Glaucoma, Age-related macular degeneration, Rubeotic glaucoma, Intersitital keratitis, Diabetic retinopathy; Inflammatory diseases and/or Immune system disorders including Rheumatoid Arthritis (RA), Osteoarthritis, Juvenile chronic arthritis, Graft versus
25 Host disease, Psoriasis, Asthma, Spondyloarthropathy, Crohn's Disease , inflammatory bowel disease Colitis Ulcerosa, Alcoholic hepatitis, Diabetes, Sjogrens's syndrome, Multiple Sclerosis, Ankylosing spondylitis, Membranous glomerulopathy, Discogenic pain, Systemic Lupus Erythematosus; Disease involving angiogenesis including cancer, psoriasis, rheumatoid arthritis; Psychological disorders including bipolar disease,
30 schizophrenia, mania, depression and dementia; Cardiovascular Diseases including heart failure, restenosis and arteriosclerosis; Fibrotic diseases including liver fibrosis, cystic fibrosis and angiofibroma; Infectious diseases including Fungal infections, such as Candida Albicans, Bacterial infections, Viral infections, such as Herpes Simplex, Protozoal infections, such as Malaria, Leishmania infection, Trypanosoma brucei infection,
35 Toxoplasmosis and coccidiosis and Haematopoietic disorders including thalassemia, anemia and sickle cell anemia.

The hydroxamate compounds of the present invention have the following structure (I):



Formula (I)

5 wherein

Z is a single bond or a C₁-C₄ hydrocarbon chain containing no more than 1 double or triple bond, optionally substituted with one or more substituents independently selected from the group consisting of C₁-C₄ alkyl;

10

A is an aromatic ring selected from the group consisting of optionally substituted arylene and optionally substituted heteroarylene, wherein A is not benzimidazole and when Z is a single bond then A is not selected from the group consisting of phenylene and six-membered heteroarylene containing 3 or less than 3 nitrogens;

15

B is an aromatic ring selected from the group consisting of optionally substituted aryl, optionally substituted arylene, optionally substituted heteroaryl and optionally substituted heteroarylene and wherein A and B can not both be phenylene and wherein when Z is a single bond then B is not a bicyclic aryl or bicyclic heteroaryl;

20

wherein A and B are connected via a carbon-carbon bond;

R₂ is selected from the group consisting of halogen, alkyl, alkenyl, alkynyl, haloalkyl, haloalkenyl, heteroalkyl, cycloalkyl, cycloalkenyl, heterocycloalkyl, heterocycloalkenyl, aryl, heteroaryl, cycloalkylalkyl, heterocycloalkylalkyl, arylalkyl, heteroarylalkyl, arylalkenyl, cycloalkylheteroalkyl, heterocycloalkylheteroalkyl, heteroarylheteroalkyl, arylheteroalkyl, hydroxy, hydroxyalkyl, alkoxy, alkoxyalkyl, alkoxyaryl, alkenyloxy, alkynyloxy, cycloalkylkoxy, heterocycloalkyloxy, aryloxy, heteroaryloxy, arylalkyloxy, amino, alkylamino, aminoalkyl, acylamino, arylamino, phenoxy, benzyloxy, COOH, COOR₄, SH, CONHR₄, NHR₄, -(CH₂)_nNHCOR₄, NHCOR₄,

30

NHCOOR₄, NHCONHR₄, C(=NOH)R₄, NHSOR₄, NHSO₂R₄, -(CH₂)_n-NR₆R₇, alkoxycarbonyl, alkylaminocarbonyl, sulfonyl, alkylsulfonyl, alkylsulfinyl, arylsulfonyl, arylsulfinyl, aminosulfonyl, aminosulfinyl, SR₄ and acyl each of which may optionally be substituted, provided that R₂ does not contain the moiety NHCONHCO or NHCONHSO₂;

5

R₃ is selected from the group consisting of H, halogen, alkyl, alkenyl, alkynyl, haloalkyl, haloalkenyl, heteroalkyl, cycloalkyl, cycloalkenyl, heterocycloalkyl, heterocycloalkenyl, aryl, heteroaryl, cycloalkylalkyl, heterocycloalkylalkyl, arylalkyl, heteroarylalkyl, arylalkenyl, cycloalkylheteroalkyl, heterocycloalkylheteroalkyl, heteroarylheteroalkyl, arylheteroalkyl, hydroxy, hydroxyalkyl, alkoxy, alkoxyalkyl, alkoxyaryl, alkenyloxy, alkynyloxy, cycloalkylkoxy, heterocycloalkyloxy, aryloxy, heteroaryloxy, arylalkyloxy, amino, alkylamino, aminoalkyl, acylamino, arylamino, phenoxy, benzyloxy, COOH, COOR₄, SH, CONHR₄, NHR₄, -(CH₂)_nNHCOR₄, NHCOR₄, NHCOOR₄, NHCONHR₄, C(=NOH)R₄, NHSOR₄, NHSO₂R₄, -(CH₂)_n-NR₆R₇, alkoxycarbonyl, alkylaminocarbonyl, sulfonyl, alkylsulfonyl, alkylsulfinyl, arylsulfonyl, arylsulfinyl, aminosulfonyl, aminosulfinyl, SR₄ and acyl; each of which may optionally be substituted provided that R₃ does not contain the moiety NHCONHCO or NHCONHSO₂;

10
15

or R₂ and R₃ together with portion of ring B may form a non-aromatic ring fused to B;

20

X and Y are the same or different and are independently selected from the group consisting of H, halogen, -CN, -NO₂, -CF₃, -OCF₃, alkyl, alkenyl, alkynyl, haloalkyl, haloalkenyl, haloalkynyl, heteroalkyl, cycloalkyl, cycloalkenyl, heterocycloalkyl, heterocycloalkenyl, heteroaryl, hydroxy, hydroxyalkyl, alkoxy, alkoxyalkyl, alkoxyaryl, alkoxyheteroaryl, alkenyloxy, alkynyloxy, cycloalkyloxy, cycloalkenyloxy, heterocycloalkyloxy, heterocycloalkenyloxy, aryloxy, heteroaryloxy, arylalkyl, heteroarylalkyl, arylalkyloxy, amino, alkylamino, acylamino, aminoalkyl, arylamino, sulfonylamino, sulfinylamino, sulfonyl, alkylsulfonyl, arylsulfonyl, aminosulfonyl, aminoalkyl, alkoxyalkyl, -COOH, -C(O)OR₄, -COR₄, -SH, -SR₄, -OR₄, acyl and -NR₆R₇ each of which may be optionally substituted;

25
30

each R₄ is independently selected from the group consisting of H, alkyl, alkenyl, alkynyl, haloalkyl, heteroalkyl, cycloalkyl, heterocycloalkyl, aryl, heteroaryl, cycloalkylalkyl, heterocycloalkylalkyl, arylalkyl, heteroarylalkyl and acyl each of which may be optionally substituted;

35

each R_6 and R_7 is independently selected from the group consisting of H, alkyl, alkenyl, alkynyl, haloalkyl, heteroalkyl, cycloalkyl, heterocycloalkyl, aryl, heteroaryl, cycloalkylalkyl, heterocycloalkylalkyl, arylalkyl, heteroarylalkyl and acyl each of which may be optionally substituted;

5

each R_8 and R_9 is independently selected from the group consisting of H, alkyl, alkenyl, alkynyl, haloalkyl, heteroalkyl, cycloalkyl, heterocycloalkyl, aryl, heteroaryl, cycloalkylalkyl, heterocycloalkylalkyl, arylalkyl, heteroarylalkyl and acyl each of which may be optionally substituted;

10

n is an integer from 0 to 6,

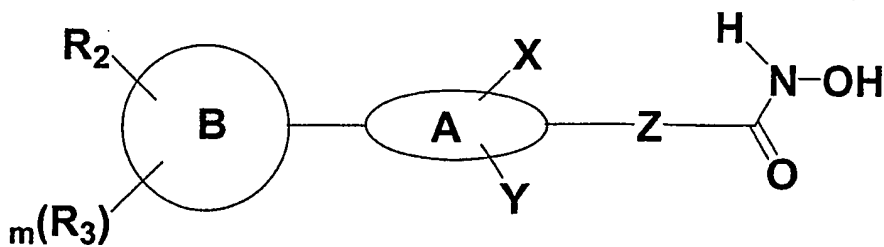
m is an integer from 0 to 4;

15

or a pharmaceutically acceptable salt or prodrug thereof.

A useful group of compounds within the scope of Formula (I) are those compounds of Formula (Ia)

20



Formula (Ia)

wherein

Z is a single bond or a C_1 - C_4 hydrocarbon chain which may contain 0 to 1 double or triple bonds, unsubstituted or substituted with one or more substituents independently selected from the group consisting of C_1 - C_4 alkyl;

A is an aromatic ring selected from the group consisting of optionally substituted arylene and optionally substituted heteroarylene, wherein A is not benzimidazole and

when Z is a single bond then A is not selected from the group consisting of phenylene and six-membered heteroarylene containing 3 or less than 3 nitrogens;

B is an aromatic ring selected from the group consisting of optionally substituted aryl, optionally substituted arylene, optionally substituted heteroaryl and optionally substituted heteroarylene and wherein A and B can not both be phenylene and wherein when Z is a single bond then B is not a bicyclic aryl or bicyclic heteroaryl;

wherein A and B are connected via a carbon-carbon bond;

- 10 R₂ is selected from C₁-C₁₀ alkyl, alkenyl, heteroalkyl, haloalkyl, alkynyl, aryl, cycloalkyl, heterocycloalkyl, heteroaryl, C₄-C₉ heterocycloalkylalkyl, cycloalkylalkyl (e.g., cyclopropylmethyl), arylalkyl (e.g. benzyl), heteroarylalkyl (e.g. pyridylmethyl), hydroxyl, hydroxyalkyl, alkoxy, amino, alkylamino, aminoalkyl, acylamino, phenoxy, alkoxyalkyl, benzyloxy, alkylsulfonyl, arylsulfonyl, aminosulfonyl, -C(O)OR₄, -C(O)OH, -SH, -CONHR₄,
 15 -NHCONHR₄, C(=NOH)R₄, -C(O)C(O)OR₄, C(O)CONHR₄, CON(R₅)OR₄, COCON(R₄)OR₄, NHCOR₄, and acyl; each of the above is unsubstituted or optionally substituted with one or more substituents independently selected from the group consisting of: halogen; =O; =S; -CN; and -NO₂; and alkyl, alkenyl, heteroalkyl, haloalkyl, alkynyl, aryl, cycloalkyl, heterocycloalkyl, heteroaryl, hydroxyl, hydroxyalkyl, alkoxy,
 20 alkylamino, aminoalkyl, acylamino, phenoxy, alkoxyalkyl, benzyloxy, alkylsulfonyl, arylsulfonyl, aminosulfonyl, -C(O)OR₅, -C(O)OH, -SH, -C(O)C(O)OR₅, C(O)CONHR₅, CON(R₅)OR₅, COCON(R₅)OR₅, NHCOR₅, and acyl; wherein R₂ does not contain the moiety NHCONHCO or NHCONHSO₂;
- 25 R₃ is selected from H, C₁-C₁₀ alkyl, alkenyl, heteroalkyl, haloalkyl, alkynyl, aryl, cycloalkyl, heterocycloalkyl, heteroaryl, C₄-C₉ heterocycloalkylalkyl, cycloalkylalkyl (e.g., cyclopropylmethyl), arylalkyl (e.g. benzyl), heteroarylalkyl (e.g. pyridylmethyl), hydroxyl, hydroxyalkyl, alkoxy, amino, alkylamino, aminoalkyl, acylamino, phenoxy, alkoxyalkyl, benzyloxy, alkylsulfonyl, arylsulfonyl, aminosulfonyl, -C(O)OR₄, -C(O)OH, -SH, -CONHR₄,
 30 -NHCONHR₄, C(=NOH)R₄, -C(O)C(O)OR₄, C(O)CONHR₄, CON(R₅)OR₄, COCON(R₄)OR₄, NHCOR₄, and acyl; each of the above is unsubstituted or optionally substituted with one or more substituents independently selected from the group consisting of: halogen; =O; =S; -CN; and -NO₂; and alkyl, alkenyl, heteroalkyl, haloalkyl, alkynyl, aryl, cycloalkyl, heterocycloalkyl, heteroaryl, hydroxyl, hydroxyalkyl, alkoxy,
 35 alkylamino, aminoalkyl, acylamino, phenoxy, alkoxyalkyl, benzyloxy, alkylsulfonyl, arylsulfonyl, aminosulfonyl, -C(O)OR₅, -C(O)OH, -SH, -C(O)C(O)OR₅, C(O)CONHR₅, CON(R₅)OR₅, COCON(R₅)OR₅, NHCOR₅, and acyl; wherein R₃ does not contain the moiety NHCONHCO or NHCONHSO₂;

or R_2 and R_3 together with portion of ring B may form a non-aromatic ring fused to B;

X and Y are the same or different and independently selected from the group consisting of: H, halo, C_1 - C_4 alkyl, such as CH_3 and CF_3 , NO_2 , OR_4 , SR_4 , $C(O)R_5$, CN, and NR_8 R_9 ;

R_4 is selected from H, C_1 - C_4 alkyl, heteroalkyl, aryl, heteroaryl, acyl;

R_5 is selected from H, C_1 - C_4 alkyl;

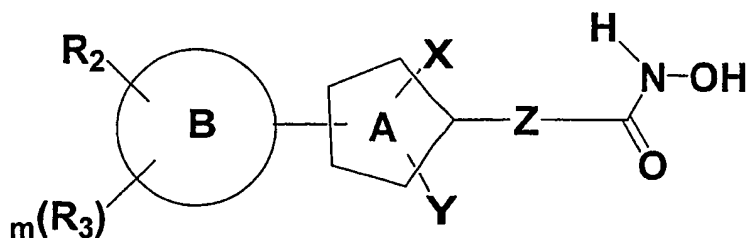
R_8 and R_9 are the same or different and independently selected from the group consisting of H, C_1 - C_6 alkyl, C_4 - C_9 cycloalkyl, C_4 - C_9 heterocycloalkyl, aryl, heteroaryl, arylalkyl, and heteroarylalkyl;

15

m is an integer from 0 to 4;

or a pharmaceutically acceptable salt or prodrug thereof.

20 In further embodiments there are disclosed hydroxamate compounds of Formula (Ib):



Formula (Ib)

wherein

25 Z is a single bond or a C_1 - C_4 hydrocarbon chain which may contain 0 to 1 double bond or triple bond, unsubstituted or substituted with one or more substituents independently selected from the group consisting of C_1 - C_4 alkyl;

A is an optionally substituted five-membered heteroarylene;

30

B is an aromatic ring which is selected from the group consisting of optionally substituted aryl, optionally substituted arylene or optionally substituted heteroaryl or optionally substituted heteroarylene; wherein when Z is a single bond then B is not a bicyclic aryl or bicyclic heteroaryl;

5

wherein A and B are connected via a carbon-carbon bond;

R₂ is selected from the group consisting of halogen, alkyl, alkenyl, alkynyl, haloalkyl, haloalkenyl, heteroalkyl, cycloalkyl, cycloalkenyl, heterocycloalkyl, heterocycloalkenyl, aryl, heteroaryl, cycloalkylalkyl, heterocycloalkylalkyl, arylalkyl, heteroarylalkyl, arylalkenyl, cycloalkylheteroalkyl, heterocycloalkylheteroalkyl, heteroarylheteroalkyl, arylheteroalkyl, hydroxy, hydroxyalkyl, alkoxy, alkoxyalkyl, alkoxyaryl, alkenyloxy, alkynyloxy, cycloalkylkoxy, heterocycloalkyloxy, aryloxy, heteroaryloxy, arylalkyloxy, amino, alkylamino, aminoalkyl, acylamino, arylamino, phenoxy, benzyloxy, COOH, COOR₄, SH, CONHR₄, NHR₄, -(CH₂)_nNHCOR₄, NHCOR₄, NHCOOR₄, NHCONHR₄, C(=NOH)R₄, NHSOR₄, NHSO₂R₄, -(CH₂)_n-NR₆R₇, alkoxycarbonyl, alkylaminocarbonyl, sulfonyl, alkylsulfonyl, alkylsulfinyl, arylsulfonyl, arylsulfinyl, aminosulfonyl, aminosulfinyl, SR₄ and acyl each of which may optionally be substituted, wherein R₂ does not contain the moiety NHCONHCO or NHCONHSO₂;

20

R₃ is selected from the group consisting of H, halogen, alkyl, alkenyl, alkynyl, haloalkyl, haloalkenyl, heteroalkyl, cycloalkyl, cycloalkenyl, heterocycloalkyl, heterocycloalkenyl, aryl, heteroaryl, cycloalkylalkyl, heterocycloalkylalkyl, arylalkyl, heteroarylalkyl, arylalkenyl, cycloalkylheteroalkyl, heterocycloalkylheteroalkyl, heteroarylheteroalkyl, arylheteroalkyl, hydroxy, hydroxyalkyl, alkoxy, alkoxyalkyl, alkoxyaryl, alkenyloxy, alkynyloxy, cycloalkylkoxy, heterocycloalkyloxy, aryloxy, heteroaryloxy, arylalkyloxy, amino, alkylamino, aminoalkyl, acylamino, arylamino, phenoxy, benzyloxy, COOH, COOR₄, SH, CONHR₄, NHR₄, -(CH₂)_nNHCOR₄, NHCOR₄, NHCOOR₄, NHCONHR₄, C(=NOH)R₄, NHSOR₄, NHSO₂R₄, -(CH₂)_n-NR₆R₇, alkoxycarbonyl, alkylaminocarbonyl, sulfonyl, alkylsulfonyl, alkylsulfinyl, arylsulfonyl, arylsulfinyl, aminosulfonyl, aminosulfinyl, SR₄ and acyl; each of which may optionally be substituted wherein R₃ does not contain the moiety NHCONHCO or NHCONHSO₂;

35

X and Y are the same or different and are independently selected from the group consisting of H, halo, C₁-C₄ alkyl, such as CH₃ and CF₃, NO₂, OR₄, SR₄, C(O)R₅, CN, and NR₈ R₉.

R₄ is selected from H, C₁-C₄ alkyl, heteroalkyl, aryl, heteroaryl, acyl;

R₅ is selected from H, C₁-C₄ alkyl;

each R₆ and R₇ is independently selected from the group consisting of H, alkyl, alkenyl,
5 alkynyl, haloalkyl, heteroalkyl, cycloalkyl, heterocycloalkyl, aryl, heteroaryl, cycloalkylalkyl,
heterocycloalkylalkyl, arylalkyl, heteroarylalkyl and acyl each of which may be optionally
substituted;

R₈ and R₉ are the same or different and are independently selected from the group
10 consisting of H, C₁-C₆ alkyl, C₄-C₉ cycloalkyl, C₄-C₉ heterocycloalkyl, aryl, heteroaryl,
arylalkyl, heteroarylalkyl;

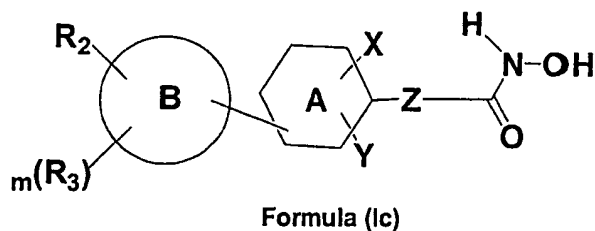
n is an integer from 0 to 6;

15 m is an integer from 0 to 4;

or a pharmaceutically acceptable salt or prodrug thereof.

In a particularly preferred embodiment of the compounds of Formula (Ib) the B
20 moiety is attached to the 3rd or 4th position relative to Z of ring A.

In yet a further embodiment of the compounds of Formula (I) there are disclosed
compounds of the Formula (Ic) :



wherein

Z is a single bond or a C₁-C₄ hydrocarbon chain which may contain 0 to 1 double
30 bond or triple bond, unsubstituted or substituted with one or more substituents
independently selected from the group consisting of C₁-C₄ alkyl;

A is a six-membered aromatic ring which is selected from the group consisting of optionally substituted arylene or optionally substituted heteroarylene and when Z is a single bond then A is not selected from the group consisting of phenylene and six-membered heteroarylene containing 3 or less than 3 nitrogens;

5

B is an aromatic ring and is attached to the 3rd or 4th position relative to Z of ring A selected from the group consisting of optionally substituted aryl, optionally substituted arylene, optionally substituted heteroaryl and optionally substituted heteroarylene and wherein A and B can not both be phenylene;

10

wherein A and B are connected via a carbon-carbon bond;

R₂ is selected from the group consisting of halogen, alkyl, alkenyl, alkynyl, haloalkyl, haloalkenyl, heteroalkyl, cycloalkyl, cycloalkenyl, heterocycloalkyl, heterocycloalkenyl, aryl, heteroaryl, cycloalkylalkyl, heterocycloalkylalkyl, arylalkyl, heteroarylalkyl, arylalkenyl, cycloalkylheteroalkyl, heterocycloalkylheteroalkyl, heteroarylheteroalkyl, arylheteroalkyl, hydroxy, hydroxyalkyl, alkoxy, alkoxyalkyl, alkoxyaryl, alkenyloxy, alkynyloxy, cycloalkylkoxy, heterocycloalkyloxy, aryloxy, heteroaryloxy, arylalkyloxy, amino, alkylamino, aminoalkyl, acylamino, arylamino, phenoxy, benzyloxy, COOH, COOR₄, SH, CONHR₄, NHR₄, -(CH₂)_nNHCOR₄, NHCOR₄, NHCOOR₄, NHCONHR₄, C(=NOH)R₄, NHSOR₄, NHSO₂R₄, -(CH₂)_n-NR₆R₇, alkoxy carbonyl, alkylaminocarbonyl, sulfonyl, alkylsulfonyl, alkylsulfinyl, arylsulfonyl, arylsulfinyl, aminosulfonyl, aminosulfinyl, SR₄ and acyl each of which may optionally be substituted, wherein R₂ does not contain the moiety NHCONHCO or NHCONHSO₂;

20

R₃ is selected from the group consisting of H, halogen, alkyl, alkenyl, alkynyl, haloalkyl, haloalkenyl, heteroalkyl, cycloalkyl, cycloalkenyl, heterocycloalkyl, heterocycloalkenyl, aryl, heteroaryl, cycloalkylalkyl, heterocycloalkylalkyl, arylalkyl, heteroarylalkyl, arylalkenyl, cycloalkylheteroalkyl, heterocycloalkylheteroalkyl, heteroarylheteroalkyl, arylheteroalkyl, hydroxy, hydroxyalkyl, alkoxy, alkoxyalkyl, alkoxyaryl, alkenyloxy, alkynyloxy, cycloalkylkoxy, heterocycloalkyloxy, aryloxy, heteroaryloxy, arylalkyloxy, amino, alkylamino, aminoalkyl, acylamino, arylamino, phenoxy, benzyloxy, COOH, COOR₄, SH, CONHR₄, NHR₄, -(CH₂)_nNHCOR₄, NHCOR₄, NHCOOR₄, NHCONHR₄, C(=NOH)R₄, NHSOR₄, NHSO₂R₄, -(CH₂)_nNR₆R₇, alkoxy carbonyl, alkylaminocarbonyl, sulfonyl, alkylsulfonyl, alkylsulfinyl, arylsulfonyl, arylsulfinyl, aminosulfonyl, aminosulfinyl, SR₄ and acyl; each of which may optionally be substituted wherein R₃ does not contain the moiety NHCONHCO or NHCONHSO₂;

25

30

35

X and Y are the same or different and independently selected from H, halo, C₁-C₄ alkyl, such as CH₃ and CF₃, NO₂, OR₄, SR₄, C(O)R₅, CN, and NR₆ R₉ ;

R₄ is selected from H, C₁-C₄ alkyl, heteroalkyl, aryl, heteroaryl, acyl;

5

R₅ is selected from H, C₁-C₄ alkyl;

each R₆ and R₇ is independently selected from the group consisting of H, alkyl, alkenyl, alkynyl, haloalkyl, heteroalkyl, cycloalkyl, heterocycloalkyl, aryl, heteroaryl, cycloalkylalkyl, heterocycloalkylalkyl, arylalkyl, heteroarylalkyl and acyl each of which may be optionally substituted;

10

R₈ and R₉ are the same or different and independently selected from H, C₁-C₆ alkyl, C₄-C₉ cycloalkyl, C₄-C₉ heterocycloalkyl, aryl, heteroaryl, arylalkyl, heteroarylalkyl;

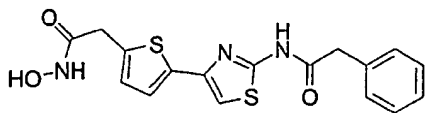
15

n is an integer from 0 to 6;

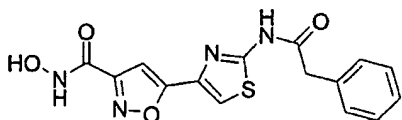
m is an integer from 0 to 4;

20 or a pharmaceutically acceptable salt or prodrug thereof.

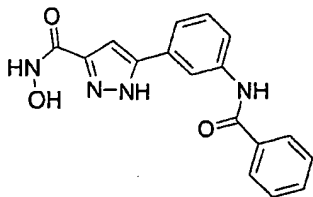
In particular embodiments the compound is selected from compounds, and their pharmaceutically acceptable salts, selected from the group consisting of



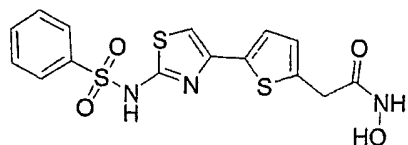
N-Hydroxy-2-[5-(2-phenylacetyl-amino-thiazol-4-yl)-thiophen-2-yl]-acetamide,



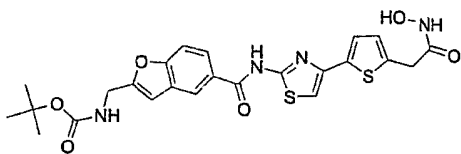
5-(2-Phenylacetyl-amino-thiazol-4-yl)-isoxazole-3-carboxylic acid hydroxyamide,



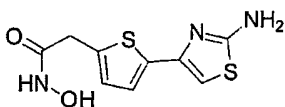
5-(3-Benzoylamino-phenyl)-1H-pyrazole-3-carboxylic acid hydroxyamide,



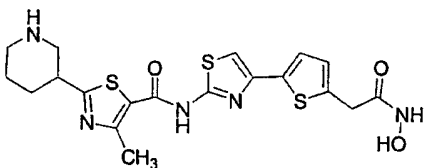
2-[5-(2-Benzenesulfonylamino-thiazol-4-yl)-thiophen-2-yl]-N-hydroxy-acetamide,



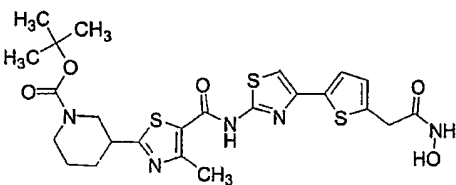
{5-[4-(5-Hydroxycarbamoylmethyl-thiophen-2-yl)-thiazol-2-ylcarbamoyl]-benzofuran-2-ylmethyl}-carbamic acid tert-butyl ester,



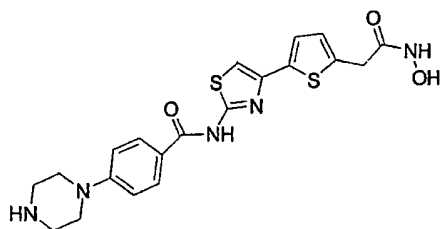
2-[5-(2-Amino-thiazol-4-yl)-thiophen-2-yl]-N-hydroxy-acetamide,



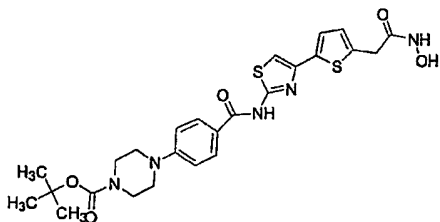
4-Methyl-2-piperidin-3-yl-thiazole-5-carboxylic acid [4-(5-hydroxycarbamoylmethyl-thiophen-2-yl)-thiazol-2-yl]-amide,



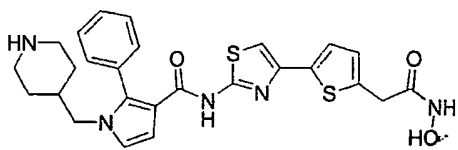
3-(5-[4-(5-Hydroxycarbamoylmethyl-thiophen-2-yl)-thiazol-2-ylcarbamoyl]-4-methyl-thiazol-2-yl)-piperidine-1-carboxylic acid tert-butyl ester,



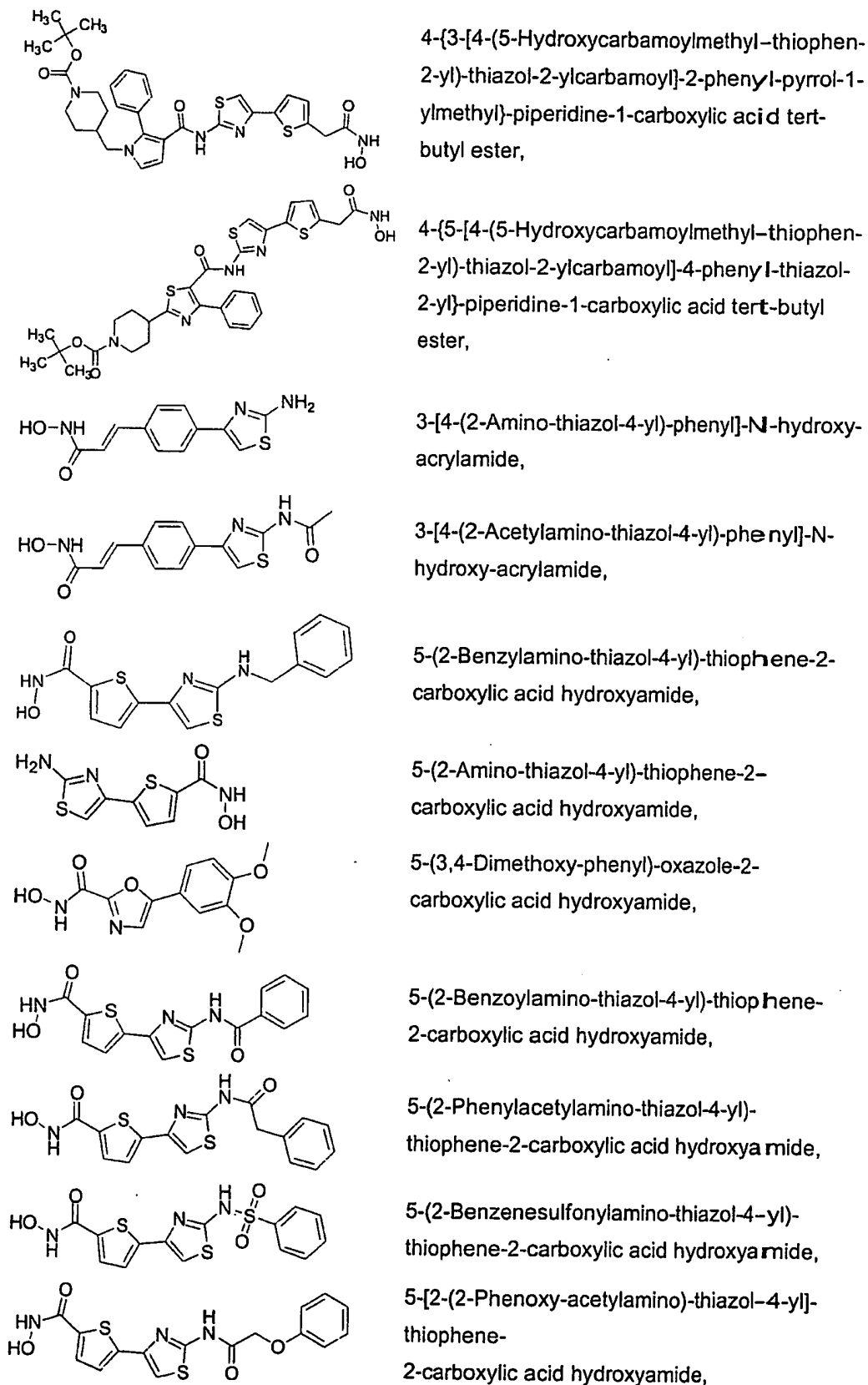
N-[4-(5-Hydroxycarbamoylmethyl-thiophen-2-yl)-thiazol-2-yl]-4-piperazin-1-yl-benzamide,

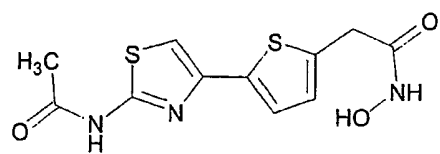


4-[4-[4-(5-Hydroxycarbamoylmethyl-thiophen-2-yl)-thiazol-2-ylcarbamoyl]-phenyl]-piperazine-1-carboxylic acid tert-butyl ester,



2-Phenyl-1-piperidin-4-ylmethyl-1H-pyrrole-3-carboxylic acid [4-(5-hydroxycarbamoylmethyl-thiophen-2-yl)-thiazol-2-yl]-amide,



2-[5-(2-Acetylthiazol-4-yl)-thiophen-2-yl]-N-hydroxyacetamide,

Chemical structure of 5-[4-(Phenethylamino-methyl)-phenyl]-thiophene-2-carboxylic acid hydroxyamide. It consists of a thiophene ring with a hydroxyamide group at the 2-position and a 4-(phenethylamino-methyl)phenyl group at the 5-position.

5-[4-(Phenethylamino-methyl)-phenyl]-thiophene-2-carboxylic acid hydroxyamide,

Chemical structure of 5-[3-(Phenethylamino-methyl)-phenyl]-thiophene-2-carboxylic acid hydroxyamide. It consists of a thiophene ring with a hydroxyamide group at the 2-position and a 3-(phenethylamino-methyl)phenyl group at the 5-position.

5-[3-(Phenethylamino-methyl)-phenyl]-thiophene-2-carboxylic acid hydroxyamide,

Chemical structure of 5-[2-(3-Phenylpropylamino)-thiazol-4-yl]-thiophene-2-carboxylic acid hydroxyamide. It features a thiophene ring with a hydroxyamide group at the 2-position and a 2-(3-phenylpropylamino)thiazol-4-yl group at the 5-position.

5-[2-(3-Phenylpropylamino)-thiazol-4-yl]-thiophene-2-carboxylic acid hydroxyamide,

Chemical structure of 5-[4-[(2-Pyridin-2-yl-ethylamino)-methyl]-phenyl]-thiophene-2-carboxylic acid hydroxyamide. It consists of a thiophene ring with a hydroxyamide group at the 2-position and a 4-[(2-pyridin-2-yl-ethylamino)-methyl]phenyl group at the 5-position.

5-[4-[(2-Pyridin-2-yl-ethylamino)-methyl]-phenyl]-thiophene-2-carboxylic acid hydroxyamide,

Chemical structure of 5-[3-[(2-Pyridin-2-yl-ethylamino)-methyl]-phenyl]-thiophene-2-carboxylic acid hydroxyamide. It consists of a thiophene ring with a hydroxyamide group at the 2-position and a 3-[(2-pyridin-2-yl-ethylamino)-methyl]phenyl group at the 5-position.

5-[3-[(2-Pyridin-2-yl-ethylamino)-methyl]-phenyl]-thiophene-2-carboxylic acid hydroxyamide,

Chemical structure of 5-[4-[[2-(1H-Indol-3-yl)-ethylamino]-methyl]-phenyl]-thiophene-2-carboxylic acid hydroxyamide. It consists of a thiophene ring with a hydroxyamide group at the 2-position and a 4-[[2-(1H-indol-3-yl)-ethylamino]-methyl]phenyl group at the 5-position.

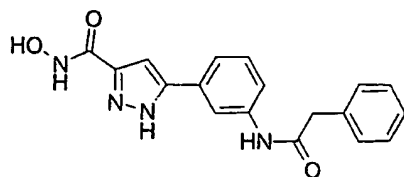
5-[4-[[2-(1H-Indol-3-yl)-ethylamino]-methyl]-phenyl]-thiophene-2-carboxylic acid hydroxyamide,

Chemical structure of 5-[3-[[2-(1H-Indol-3-yl)-ethylamino]-methyl]-phenyl]-thiophene-2-carboxylic acid hydroxyamide. It consists of a thiophene ring with a hydroxyamide group at the 2-position and a 3-[[2-(1H-indol-3-yl)-ethylamino]-methyl]phenyl group at the 5-position.

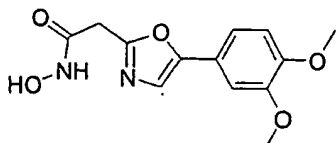
5-[3-[[2-(1H-Indol-3-yl)-ethylamino]-methyl]-phenyl]-thiophene-2-carboxylic acid hydroxyamide,

Chemical structure of 5-(3-Benzenesulfonylamino-phenyl)-1H-pyrazole-3-carboxylic acid hydroxyamide. It features a 1H-pyrazole ring with a hydroxyamide group at the 3-position and a 3-benzenesulfonylamino-phenyl group at the 5-position.

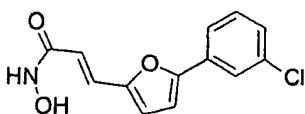
5-(3-Benzenesulfonylamino-phenyl)-1H-pyrazole-3-carboxylic acid hydroxyamide,



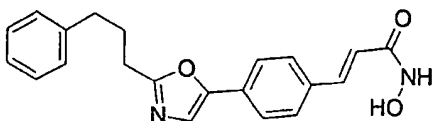
5-(3-Phenylacetyl-amino-phenyl)-1H-pyrazole-3-carboxylic acid hydroxyamide,



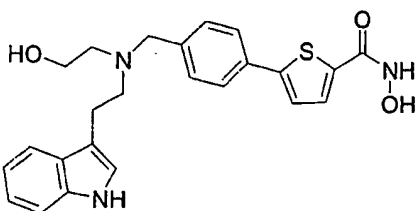
2-[5-(3,4-Dimethoxy-phenyl)-oxazol-2-yl]-N-hydroxy-acetamide



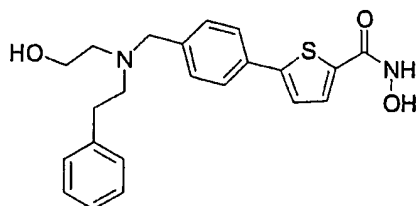
3-[5-(3-Chloro-phenyl)-furan-2-yl]-N-hydroxy-acrylamide,



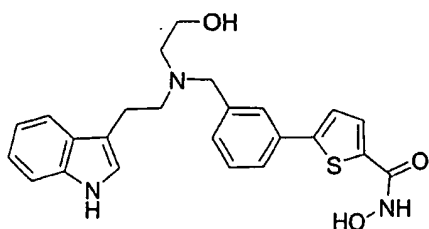
N-Hydroxy-3-[4-[2-(3-phenyl-propyl)-oxazol-5-yl]-phenyl]-acrylamide,



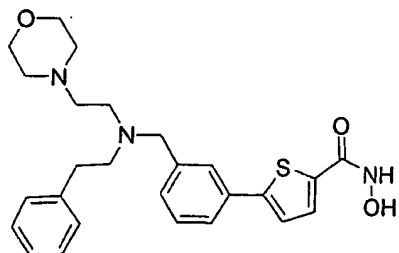
5-[4-((2-Hydroxy-ethyl)-[2-(1H-indol-3-yl)-ethyl]-amino)-methyl]-phenyl]-thiophene-2-carboxylic acid hydroxyamide,



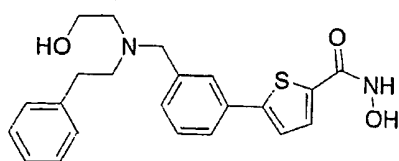
5-[4-((2-Hydroxy-ethyl)-phenethyl-amino)-methyl]-phenyl]-thiophene-2-carboxylic acid hydroxyamide,



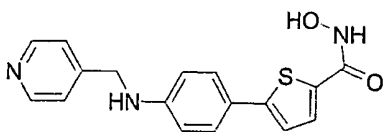
5-[3-((2-Hydroxy-ethyl)-[2-(1H-indol-3-yl)-ethyl]-amino)-methyl]-phenyl]-thiophene-2-carboxylic acid hydroxyamide,



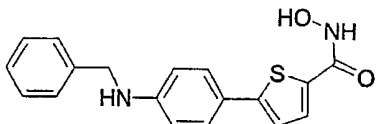
5-[3-((2-Morpholin-4-yl-ethyl)-phenethyl-amino)-methyl]-phenyl]-thiophene-2-carboxylic acid hydroxyamide,



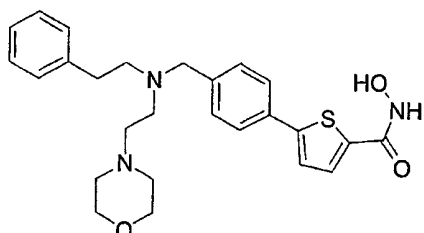
5-(3-((2-Hydroxy-ethyl)-phenethyl-amino)-methyl)-phenyl)-thiophene-2-carboxylic acid hydroxyamide,



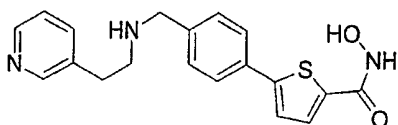
5-(4-((Pyridin-4-ylmethyl)-amino)-phenyl)-thiophene-2-carboxylic acid hydroxyamide,



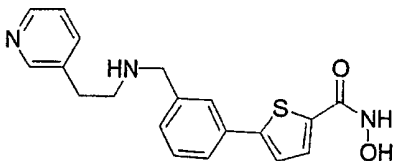
5-(4-Benzylamino-phenyl)-thiophene-2-carboxylic acid hydroxyamide,



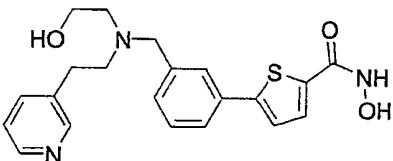
5-(4-((2-Morpholin-4-yl-ethyl)-phenethyl-amino)-methyl)-phenyl)-thiophene-2-carboxylic acid hydroxyamide,



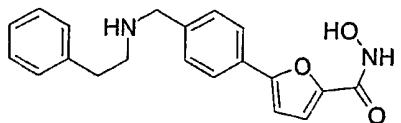
5-(4-((2-Pyridin-3-yl-ethyl-amino)-methyl)-phenyl)-thiophene-2-carboxylic acid hydroxyamide,



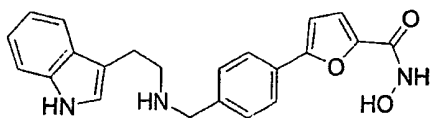
5-(3-((2-Pyridin-3-yl-ethyl-amino)-methyl)-phenyl)-thiophene-2-carboxylic acid hydroxyamide,



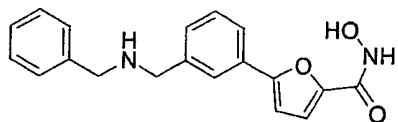
5-(3-((2-Hydroxy-ethyl)-(2-pyridin-3-yl-ethyl)-amino)-methyl)-phenyl)-thiophene-2-carboxylic acid hydroxyamide,



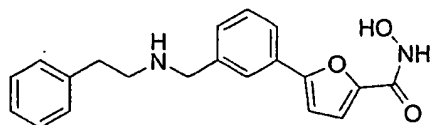
5-(4-(Phenethylamino-methyl)-phenyl)-furan-2-carboxylic acid hydroxyamide,



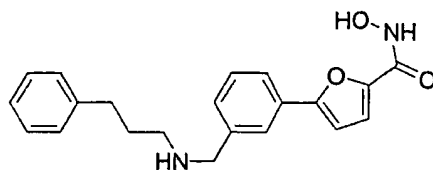
5-(4-([2-(1H-Indol-3-yl)-ethyl-amino]-methyl)-phenyl)-furan-2-carboxylic acid hydroxyamide,



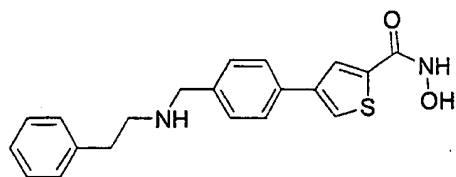
5-(3-(Benzylamino-methyl)-phenyl)-furan-2-carboxylic acid hydroxyamide,



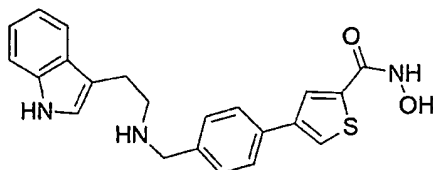
5-[3-(Phenethylamino-methyl)-phenyl]-furan-2-carboxylic acid hydroxyamide,



5-{3-[(3-Phenyl-propylamino)-methyl]-phenyl}-furan-2-carboxylic acid hydroxyamide,



4-[4-(Phenethylamino-methyl)-phenyl]-thiophene-2-carboxylic acid hydroxyamide,



4-(4-[[2-(1H-Indol-3-yl)-ethylamino]-methyl]-phenyl)-thiophene-2-carboxylic acid hydroxyamide,

As used herein, the term unsubstituted means that there is no substituent or that the only substituents are hydrogen.

- 5 The term "optionally substituted" as used throughout the specification denotes that the group may or may not be further substituted or fused (so as to form a condensed polycyclic system), with one or more substituent groups. Preferably the substituent groups are one or more groups selected halogen, =O, =S, -CN, -NO₂, -CF₃, -OCF₃, alkyl, alkenyl, alkynyl, haloalkyl, haloalkenyl, haloalkynyl, heteroalkyl, cycloalkyl, cycloalkenyl,
- 10 heterocycloalkyl, heterocycloalkenyl, aryl, heteroaryl, hydroxy, hydroxyalkyl, alkoxy, alkoxyalkyl, alkoxyaryl, alkoxyheteroaryl, alkenyloxy, alkynyloxy, cycloalkyloxy, cycloalkenyloxy, heterocycloalkyloxy, heterocycloalkenyloxy, aryloxy, heteroaryloxy, arylalkyl, heteroarylalkyl, cycloalkylalkyl, heterocycloalkylalkyl, arylalkyloxy, amino, alkylamino, acylamino, aminoalkyl, arylamino, sulfonylamino, sulfinylamino, sulfonyl,
- 15 alkylsulfonyl, arylsulfonyl, aminosulfonyl, aminoalkyl, alkoxyalkyl, CH₂heterocycloalkylCOOR₁₀, heterocycloalkylCOOR₁₀, -COOH, -COR₅, -C(O)OR₅, CONHR₅, -C(O)C(O)OR₅, C(O)CONHR₅, CON(R₅)OR₅, COCON(R₅)OR₅, NHCOR₅, CH₂NCOOR₁₀, NHCOOR₅, NHCONHR₅, C(=NOH)R₅, -SH, -SR₅, -OR₅ and acyl;

- 20 each R₅ is independently selected from the group consisting of H, alkyl, alkenyl, alkynyl, haloalkyl, heteroalkyl, cycloalkyl, heterocycloalkyl, aryl, heteroaryl, cycloalkylalkyl,

heterocycloalkylalkyl, arylalkyl, heteroarylalkyl and acyl each of which may be optionally substituted;

R₁₀ is selected from H, alkyl, acyl and aryl.

5 "Halogen" represents chlorine, fluorine, bromine or iodine.

"Alkyl" as a group or part of a group refers to a straight or branched aliphatic hydrocarbon group, preferably a C₁-C₁₄ alkyl, more preferably C₁-C₁₀ alkyl, most preferably C₁-C₆ unless otherwise noted. Examples of suitable straight and branched C₁-C₆ alkyl
10 substituents include methyl, ethyl, n-propyl, 2-propyl, n-butyl, sec-butyl, t-butyl, hexyl, and the like.

"Alkylamino" includes both monoalkylamino and dialkylamino, unless specified. "Monoalkylamino" means a -NH-Alkyl group, "Dialkylamino" means a -N(alkyl)₂ group, in
15 which the alkyl is as defined as above. The alkyl group is preferably a C₁-C₆ alkyl group.

"Arylamino" includes both mono-arylamino and di-arylamino unless specified. Mono-arylamino means a group of formula aryl NH-, di-arylamino means a group of formula (aryl)₂ N- where aryl is as defined herein.
20

"Acyl" means a group of formula G-C(=O)- or G-C(=S)- group in which the G is selected from aryl, heteroaryl, alkyl, cycloalkyl, heterocycloalkyl, arylalkyl and heteroarylalkyl as described herein. G could be further substituted. Examples of acyl include acetyl, benzoyl and phenylacetyl.
25

"Alkenyl" as group or part of a group denotes an aliphatic hydrocarbon group containing at least one carbon-carbon double bond and which may be straight or branched preferably having 2-14 carbon atoms, more preferably 2-12 carbon atoms, most preferably 2-6 carbon atoms, in the chain. The group may contain a plurality of double bonds in the
30 normal chain and the orientation about each is independently E or Z. Exemplary alkenyl group include, but are not limited to, ethenyl and propenyl.

"Alkoxy" refers to an -O-alkyl group in which alkyl is defined herein. Preferably the alkoxy is a C₁-C₆alkoxy. Examples include, but are not limited to, methoxy and ethoxy.
35

"Alkenyloxy" refers to an -O- alkenyl group in which alkenyl is as defined herein. Preferred alkenyloxy groups are C₁-C₆ alkenyloxy groups.

"Alkynyloxy" refers to an -O-alkynyl group in which alkynyl is as defined herein. Preferred alkynyloxy groups are C₁-C₆ alkynyloxy groups.

5 "Alkoxy carbonyl" refers to an -C(O)-O-alkyl group in which alkyl is as defined herein. The alkyl group is preferably a C₁-C₆ alkyl group. Examples include, but not limited to, methoxy carbonyl and ethoxy carbonyl.

"Alkylsulfinyl" means a -S(O)-alkyl group in which alkyl is as defined above. The alkyl
10 group is preferably a C₁-C₆ alkyl group. Exemplary alkylsulfinyl groups include, but not limited to, methylsulfinyl and ethylsulfinyl.

"Alkylsulfonyl" refers to a -S(O)₂-alkyl group in which alkyl is as defined above. The alkyl
15 group is preferably a C₁-C₆ alkyl group. Examples include, but not limited to methylsulfonyl and ethylsulfonyl.

"Alkynyl as a group or part of a group means an aliphatic hydrocarbon group containing a
carbon-carbon triple bond and which may be straight or branched preferably having from 2-
20 14 carbon atoms, more preferably 2-12 carbon atoms in the chain, preferably 2-6 carbon
atoms in the chain. Exemplary structures include, but not limited to, ethynyl and propynyl.

"Alkylaminocarbonyl" refers to an alkylamino-carbonyl group in which alkylamino is as
defined above.

25 "Aryl" refers to a mono or fused aromatic carbocycle (ring structure having ring atoms that
are all carbon) having from 5 to 12 atoms per ring. Examples of aryl groups include
phenyl, naphthyl, and the like. The aryl group may be substituted by one or more
substituent groups. When the aryl ring is divalent it has been referred to as "arylene" in
this application.

30

"Arylalkenyl" means an aryl-alkenyl- group in which the aryl and alkenyl are as previously
described. Exemplary arylalkenyl groups include phenylallyl.

35 "Arylalkyl" means an aryl-alkyl- group in which the aryl and alkyl moieties are as
previously described. Preferred arylalkyl groups contains a C₁₋₅ alkyl moiety. Exemplary
arylalkyl groups include benzyl, phenethyl and naphthalenemethyl.

"Cycloalkyl" refers to a saturated or partially saturated, monocyclic or fused or spiro polycyclic, carbocycle preferably containing from 3 to 9 carbons per ring, such as cyclopropyl, cyclobutyl, cyclopentyl, cyclohexyl and the like, unless otherwise specified.

- 5 The above discussion of alkyl and cycloalkyl substituents also applies to the alkyl portions of other substituents, such as without limitation, alkoxy, alkyl amines, alkyl ketones, arylalkyl, heteroarylalkyl, alkylsulfonyl and alkyl ester substituents and the like.

"Cycloalkylalkyl" means a cycloalkyl-alkyl- group in which the cycloalkyl and alkyl moieties
10 are as previously described. Exemplary monocycloalkylalkyl groups include cyclopropylmethyl, cyclopentylmethyl, cyclohexylmethyl and cycloheptylmethyl.

"Heterocycloalkyl" refers to a ring containing from at least one heteroatom selected from nitrogen, sulfur, oxygen, preferably from 1 to 3 heteroatoms. Each ring is preferably from
15 3 to 4 membered, more preferably 4 to 7 membered. Examples of suitable heterocycloalkyl substituents include pyrrolidyl, tetrahydrofuryl, tetrahydrothiofuranyl, piperidyl, piperazyl, tetrahydropyranyl, morpholino, 1,3-diazapane, 1,4-diazapane, 1,4-oxazepane, and 1,4-oxathiapane.

20 "Heterocycloalkenyl" refers to a heterocycloalkyl as described above but containing at least one double bond.

"Heterocycloalkylalkyl" refers to a heterocycloalkyl-alkyl group in which the heterocycloalkyl and alkyl moieties are as previously described. Exemplary
25 heterocycloalkylalkyl groups include (2-tetrahydrofuryl)methyl, (2-tetrahydrothiofuranyl)methyl.

"Heteroalkyl" refers to a straight- or branched-chain alkyl group preferably having from 2 to 14 carbons, more preferably 2 to 10 atoms in the chain, one or more of which has been
30 substituted by a heteroatom selected from S, O, and N. Exemplary heteroalkyls include alkyl ethers, secondary and tertiary alkyl amines, alkyl sulfides, and the like.

"Cycloalkenyl" means an optionally substituted non-aromatic monocyclic or multicyclic ring system containing at least one carbon-carbon double bond and preferably having from 5-
35 10 carbon atoms per ring. Exemplary monocyclic cycloalkenyl rings include cyclopentenyl, cyclohexenyl or cycloheptenyl. The cycloalkenyl group may be substituted by one or more substituent groups.

"Heteroaryl" refers to a mono or fused aromatic heterocycle (ring structure preferably having a 5 to 10 member aromatic ring containing one or more heteroatoms selected from N, O and S). Typical heteroaryl substituents include furyl, thienyl, pyrrole, pyrazole, triazole, thiazole, oxazole, pyridine, pyrimidine, isoxazolyl, pyrazine, indole, benzimidazole, and the like. When the heteroaryl ring is divalent it has been referred to as "heteroarylene" in this application.

"Heteroarylalkyl" means a heteroaryl-alkyl group in which the heteroaryl and alkyl moieties are as previously described. Preferred heteroarylalkyl groups contain a lower alkyl moiety. Exemplary heteroarylalkyl groups include pyridylmethyl.

"Lower alkyl" as a group means unless otherwise specified, an aliphatic hydrocarbon group which may be straight or branched having 1 to 6 carbon atoms in the chain, more preferably 1 to 4 carbons such as methyl, ethyl, propyl (n-propyl or isopropyl) or butyl (n-butyl, isobutyl or tertiary-butyl).

"Sulfonyl" means a G-SO₂- group in which the G is selected from aryl, heteroaryl, alkyl, cycloalkyl, heterocycloalkyl, arylalkyl and heteroarylalkyl as described herein. G could be further substituted. Examples of sulfonyl include methanesulfonyl, benzenesulfonyl, 4-methylbenzenesulfonyl, naphthalene-2-sulfonyl, and the like.

In Formula (I), as well as in Formulae Ia-Ie defining sub-sets of compounds within Formula (I), there is shown a biaryl system. In each of Formula I to 1h, there is a requirement for attachment of an acidic moiety at one of the ring positions. This acidic moiety may be provided by, but is not limited to, groups containing a hydroxamic acid or salt derivatives of such acid which when hydrolyzed would provide the acidic moiety. In some embodiments the acidic moiety may be attached to the ring position through an alkylene group such as -CH₂- or -CH₂CH₂-, or an alkenyl group such as -CH=CH-.

It is understood that included in the family of compounds of Formula (I) are isomeric forms including diastereoisomers, enantiomers, tautomers, and geometrical isomers in "E" or "Z" configurational isomer or a mixture of E and Z isomers. It is also understood that some isomeric forms such as diastereomers, enantiomers, and geometrical isomers can be separated by physical and/or chemical methods and by those skilled in the art.

Some of the compounds of the disclosed embodiments may exist as single stereoisomers, racemates, and/or mixtures of enantiomers and /or diastereomers. All such single stereoisomers, racemates and mixtures thereof are intended to be within the scope of the subject matter described and claimed.

5

Additionally, Formula (I) is intended to cover, where applicable, solvated as well as unsolvated forms of the compounds. Thus, each formula includes compounds having the indicated structure, including the hydrated as well as the non-hydrated forms.

10 In addition to compounds of the Formula (I), the HDAC inhibiting agents of the various embodiments include pharmaceutically acceptable salts, prodrugs, and active metabolites of such compounds, and pharmaceutically acceptable salts of such metabolites.

The term "Pharmaceutically acceptable salts" refers to salts that retain the desired
15 biological activity of the above-identified compounds, and include pharmaceutically acceptable acid addition salts and base addition salts. Suitable pharmaceutically acceptable acid addition salts of compounds of Formula (I) may be prepared from an inorganic acid or from an organic acid. Examples of such inorganic acids are hydrochloric, sulfuric, and phosphoric acid. Appropriate organic acids may be selected from aliphatic,
20 cycloaliphatic, aromatic, heterocyclic carboxylic and sulfonic classes of organic acids, examples of which are formic, acetic, propionic, succinic, glycolic, gluconic, lactic, malic, tartaric, citric, fumaric, maleic, alkyl sulfonic, arylsulfonic. Suitable pharmaceutically acceptable base addition salts of compounds of Formula (I) include metallic salts made from lithium, sodium, potassium, magnesium, calcium, aluminium, and zinc, and organic
25 salts made from organic bases such as choline, diethanolamine, morpholine. Other examples of organic salts are: ammonium salts, quaternary salts such as tetramethylammonium salt; amino acid addition salts such as salts with glycine and arginine. Additional information on pharmaceutically acceptable salts can be found in Remington's Pharmaceutical Sciences, 19th Edition, Mack Publishing Co., Easton, PA
30 1995. In the case of agents that are solids, it is understood by those skilled in the art that the inventive compounds, agents and salts may exist in different crystalline or polymorphic forms, all of which are intended to be within the scope of the present invention and specified formulae.

35 "Prodrug" means a compound which is convertible *in vivo* by metabolic means (e.g. by hydrolysis, reduction or oxidation) to a compound of Formula (I). For example an ester prodrug of a compound of Formula (I) containing a hydroxyl group may be convertible by

hydrolysis *in vivo* to the parent molecule. Suitable esters of compounds of Formula (I) containing a hydroxyl group, are for example acetates, citrates, lactates, tartrates, malonates, oxalates, salicylates, propionates, succinates, fumarates, maleates, methylene-bis- β -hydroxynaphthoates, gestisates, isethionates, di-*p*-toluoyltartrates, methanesulphonates, ethanesulphonates, benzenesulphonates, *p*-toluenesulphonates, cyclohexylsulphamates and quinate. As another example an ester prodrug of a compound of Formula (I) containing a carboxy group may be convertible by hydrolysis *in vivo* to the parent molecule. (Examples of ester prodrugs are those described by F. J. Leinweber, Drug Metab. Res., 18:379, 1987).

10

Possible HDAC inhibiting agents include those having an IC50 value of 5 μ M or less.

Administration of compounds within Formula (I) to humans can be by any of the accepted modes for enteral administration such as oral or rectal, or by parenteral administration such as subcutaneous, intramuscular, intravenous and intradermal routes. Injection can be bolus or via constant or intermittent infusion. The active compound is typically included in a pharmaceutically acceptable carrier or diluent and in an amount sufficient to deliver to the patient a therapeutically effective dose. In various embodiments the inhibitor compound may be selectively toxic or more toxic to rapidly proliferating cells, e.g. cancerous tumors, than to normal cells.

20

The term "therapeutically effective amount" or "effective amount" is an amount sufficient to effect beneficial or desired clinical results. An effective amount can be administered in one or more administrations. An effective amount is typically sufficient to palliate, ameliorate, stabilize, reverse, slow or delay the progression of the disease state. A therapeutically effective amount can be readily determined by a skilled practitioner by the use of conventional techniques and by observing results obtained in analogous circumstances. In determining the effective amount a number of factors are considered including the species of the patient, its size, age, general health, the specific disease involved, the degree or severity of the disease, the response of the individual patient, the particular compound administered, the mode of administration, the bioavailability of the compound, the dose regimen selected, the use of other medication and other relevant circumstances.

25

30

In using the compounds of the invention they can be administered in any form or mode which makes the compound bioavailable. One skilled in the art of preparing formulations can readily select the proper form and mode of administration depending upon the

35

particular characteristics of the compound selected, the condition to be treated, the stage of the condition to be treated and other relevant circumstances. We refer the reader to Remingtons Pharmaceutical Sciences, 19th edition, Mack Publishing Co. (1995) for further information.

5

The compounds of the present invention can be administered alone or in the form of a pharmaceutical composition in combination with a pharmaceutically acceptable carrier, diluent or excipient. The compounds of the invention, while effective themselves, are typically formulated and administered in the form of their pharmaceutically acceptable salts as these forms are typically more stable, more easily crystallised and have increased solubility.

The compounds are, however, typically used in the form of pharmaceutical compositions which are formulated depending on the desired mode of administration. As such in a further embodiment the present invention provides a pharmaceutical composition including a compound of Formula (I) and a pharmaceutically acceptable carrier, diluent or excipient. The compositions are prepared in manners well known in the art.

The invention in other embodiments provides a pharmaceutical pack or kit comprising one or more containers filled with one or more of the ingredients of the pharmaceutical compositions of the invention. In such a pack or kit can be found a container having a unit dosage of the agent (s). The kits can include a composition comprising an effective agent either as concentrates (including lyophilized compositions), which can be diluted further prior to use or they can be provided at the concentration of use, where the vials may include one or more dosages. Conveniently, in the kits, single dosages can be provided in sterile vials so that the physician can employ the vials directly, where the vials will have the desired amount and concentration of agent(s). Associated with such container(s) can be various written materials such as instructions for use, or a notice in the form prescribed by a governmental agency regulating the manufacture, use or sale of pharmaceuticals or biological products, which notice reflects approval by the agency of manufacture, use or sale for human administration.

The compounds of the invention may be used or administered in combination with one or more additional drug (s) that include chemotherapeutic drugs or HDAC inhibitor drugs and/or procedures (e.g. surgery, radiotherapy) for the treatment of the disorder/diseases mentioned. The components can be administered in the same formulation or in separate

formulations. If administered in separate formulations the compounds of the invention may be administered sequentially or simultaneously with the other drug (s).

In addition to being able to be administered in combination with one or more additional
5 drugs that include chemotherapeutic drugs or HDAC inhibitor drugs the compounds of the
invention may be used in a combination therapy. When this is done the compounds are
typically administered in combination with each other. Thus one or more of the
compounds of the invention may be administered either simultaneously (as a combined
preparation) or sequentially in order to achieve a desired effect. This is especially
10 desirable where the therapeutic profile of each compound is different such that the
combined effect of the two drugs provides an improved therapeutic result.

Pharmaceutical compositions of this invention for parenteral injection comprise
pharmaceutically acceptable sterile aqueous or nonaqueous solutions, dispersions,
15 suspensions or emulsions as well as sterile powders for reconstitution into sterile
injectable solutions or dispersions just prior to use. Examples of suitable aqueous and
nonaqueous carriers, diluents, solvents or vehicles include water, ethanol, polyols (such
as glycerol, propylene glycol, polyethylene glycol, and the like), and suitable mixtures
thereof, vegetable oils (such as olive oil), and injectable organic esters such as ethyl
20 oleate. Proper fluidity can be maintained, for example, by the use of coating materials
such as lecithin, by the maintenance of the required particle size in the case of
dispersions, and by the use of surfactants.

These compositions may also contain adjuvants such as preservative, wetting agents,
25 emulsifying agents, and dispersing agents. Prevention of the action of microorganisms
may be ensured by the inclusion of various antibacterial and antifungal agents, for
example, paraben, chlorobutanol, phenol sorbic acid, and the like. It may also be
desirable to include isotonic agents such as sugars, sodium chloride, and the like.
Prolonged absorption of the injectable pharmaceutical form may be brought about by the
30 inclusion of agents that delay absorption such as aluminium monostearate and gelatin.

If desired, and for more effective distribution, the compounds can be incorporated into
slow release or targeted delivery systems such as polymer matrices, liposomes, and
microspheres.

35

The injectable formulations can be sterilized, for example, by filtration through a bacterial-
retaining filter, or by incorporating sterilizing agents in the form of sterile solid

compositions that can be dissolved or dispersed in sterile water or other sterile injectable medium just prior to use.

5 Solid dosage forms for oral administration include capsules, tablets, pills, powders, and granules. In such solid dosage forms, the active compound is mixed with at least one inert, pharmaceutically acceptable excipient or carrier such as sodium citrate or dicalcium phosphate and/or a) fillers or extenders such as starches, lactose, sucrose, glucose, mannitol, and silicic acid, b) binders such as, for example, carboxymethylcellulose, alginates, gelatin, polyvinylpyrrolidone, sucrose, and acacia, c) humectants such as
10 glycerol, d) disintegrating agents such as agar-agar, calcium carbonate, potato or tapioca starch, alginic acid, certain silicates, and sodium carbonate, e) solution retarding agents such as paraffin, f) absorption accelerators such as quaternary ammonium compounds, g) wetting agents such as, for example, cetyl alcohol and glycerol monostearate, h) absorbents such as kaolin and bentonite clay, and i) lubricants such as talc, calcium
15 stearate, magnesium stearate, solid polyethylene glycols, sodium lauryl sulfate, and mixtures thereof. In the case of capsules, tablets and pills, the dosage form may also comprise buffering agents.

20 Solid compositions of a similar type may also be employed as fillers in soft and hard-filled gelatin capsules using such excipients as lactose or milk sugar as well as high molecular weight polyethylene glycols and the like.

25 The solid dosage forms of tablets, dragees, capsules, pills, and granules can be prepared with coatings and shells such as enteric coatings and other coatings well known in the pharmaceutical formulating art. They may optionally contain opacifying agents and can also be of a composition that they release the active ingredient(s) only, or preferentially, in a certain part of the intestinal tract, optionally, in a delayed manner. Examples of embedding compositions which can be used include polymeric substances and waxes.

30 If desired, and for more effective distribution, the compounds can be incorporated into slow release or targeted delivery systems such as polymer matrices, liposomes, and microspheres.

35 The active compounds can also be in microencapsulated form, if appropriate, with one or more of the above-mentioned excipients.

Liquid dosage forms for oral administration include pharmaceutically acceptable emulsions, solutions, suspensions, syrups and elixirs. In addition to the active compounds, the liquid dosage forms may contain inert diluents commonly used in the art such as, for example, water or other solvents, solubilizing agents and emulsifiers such as

5 ethyl alcohol, isopropyl alcohol, ethyl carbonate, ethyl acetate, benzyl alcohol, benzyl benzoate, propylene glycol, 1,3-butylene glycol, dimethyl formamide, oils (in particular, cottonseed, groundnut, corn, germ, olive, castor, and sesame oils), glycerol, tetrahydrofurfuryl alcohol, polyethylene glycols and fatty acid esters of sorbitan, and mixtures thereof.

10

Besides inert diluents, the oral compositions can also include adjuvants such as wetting agents, emulsifying and suspending agents, sweetening, flavoring, and perfuming agents.

Suspensions, in addition to the active compounds, may contain suspending agents as, for

15 example, ethoxylated isostearyl alcohols, polyoxyethylene sorbitol and sorbitan esters, microcrystalline cellulose, aluminium metahydroxide, bentonite, agar-agar, and tragacanth, and mixtures thereof.

Compositions for rectal or vaginal administration are preferably suppositories which can

20 be prepared by mixing the compounds of this invention with suitable non-irritating excipients or carriers such as cocoa butter, polyethylene glycol or a suppository wax which are solid at room temperature but liquid at body temperature and therefore melt in the rectum or vaginal cavity and release the active compound.

25 Dosage forms for topical administration of a compound of this invention include powders, patches, sprays, ointments and inhalants. The active compound is mixed under sterile conditions with a pharmaceutically acceptable carrier and any needed preservatives, buffers, or propellants which may be required.

30 A preferred dosage will be a range from about 0.01 to 300 mg per kilogram of body weight per day. A more preferred dosage will be in the range from 0.1 to 100 mg per kilogram of body weight per day, more preferably from 0.2 to 80 mg per kilogram of body weight per day, even more preferably 0.2 to 50 mg per kilogram of body weight per day. A suitable dose can be administered in multiple sub-doses per day.

35

As discussed above, the compounds of the embodiments disclosed inhibit histone deacetylases. The enzymatic activity of a histone deacetylase can be measured using

known methodologies [Yoshida M. et al, J. Biol. Chem., 265, 17174 (1990), J. Taunton et al, Science 1996 272: 408]. In certain embodiments, the histone deacetylase inhibitor interacts with and/or reduces the activity of more than one histone deacetylase in the cell, which can either be from the same class of histone deacetylase or different class of histone deacetylase. In some other embodiments, the histone deacetylase inhibitor interacts and/or reduces the activity of predominantly one histone deacetylase, for example HDAC-1, HDAC-3 or HDAC-8 which belongs to Class I HDAC enzymes [De Ruijter A.J.M. et al, Biochem. J., 370, 737-749 (2003)]. Certain preferred histone deacetylase inhibitors are those that interact with, and/or reduce the activity of a histone deacetylase which is involved in tumorigenesis, and these compounds may be useful for treating proliferative diseases. Examples of such cell proliferative diseases or conditions include cancer (include any metastases), psoriasis, and smooth muscle cell proliferative disorders such as restenosis. The inventive compounds may be particularly useful for treating tumors such as breast cancer, lung cancer, ovarian cancer, prostate cancer, head and/or neck cancer, or renal, gastric, colon cancer, pancreatic cancer and brain cancer as well as hematologic malignancies such as lymphomas and leukemias. In addition, the inventive compounds may be useful for treating a proliferative disease that is refractory to the treatment with other chemotherapeutics; and for treating hyperproliferative condition such as leukemias, psoriasis and restenosis. In other embodiments, compounds in this invention can be used to treat pre-cancer conditions including myeloid dysplasia, endometrial dysplasia and cervical dysplasia.

Additionally compounds of the various embodiments disclosed herein may be useful for treating neurodegenerative diseases, and inflammatory diseases and/or immune system disorders.

The disorder is preferably selected from the group consisting of cancer, inflammatory diseases and/or immune system disorders (e.g. rheumatoid arthritis, systemic lupus erythematosus), angiofibroma, cardiovascular diseases, fibrotic diseases, diabetes, autoimmune diseases, chronic and acute neurodegenerative disease like Huntington's disease, Parkinson's disease, disruptions of neural tissue and infectious diseases like fungal, bacterial and viral infections. In another embodiment the disorder is a proliferative disorder.

The histone deacetylase inhibitors of the invention have significant antiproliferative effects and promote differentiation, cell cycle arrest in the G1 or G2 phase, and induce apoptosis.

SYNTHESIS OF DEACETYLASE INHIBITORS

The agents of the various embodiments may be prepared using the reaction routes and synthesis schemes as described below, employing the techniques available in the art using starting materials that are readily available. The preparation of particular
5 embodiments is described in detail in the following examples, but the artisan will recognize that the chemical reactions described may be readily adapted to prepare a number of other agents of the various embodiments. For example, the synthesis of non-exemplified compounds may be successfully performed by modifications apparent to those skilled in the art, e.g., by appropriately protecting interfering groups, by changing to
10 other suitable reagents known in the art, or by making routine modifications of reaction conditions. A list of suitable protecting groups in organic synthesis can be found in T.W. Greene and P. G. M. Wuts' Protective Groups in Organic Synthesis, 3rd Edition, Wiley InterScience, 1999. Alternatively, other reactions disclosed herein or known in the art will be recognized as having applicability for preparing other compounds of the various
15 embodiments.

Reagents useful for synthesizing compounds may be obtained or prepared according to techniques known in the art.

20 In the examples described below, unless otherwise indicated, all temperatures in the following description are in degrees Celsius and all parts and percentages are by weight, unless indicated otherwise.

Various starting materials and other reagents were purchased from commercial suppliers,
25 such as Aldrich Chemical Company or Lancaster Synthesis Ltd., and used without further purification, unless otherwise indicated. Tetrahydrofuran (THF) and N,N-dimethylformamide (DMF) were purchased from Aldrich in SureSeal bottles and used as received. All solvents were purified by using standard methods in the art, unless otherwise indicated.

30 The reactions set forth below were performed under a positive pressure of nitrogen, argon or with a drying tube, at ambient temperature (unless otherwise stated), in anhydrous solvents, and the reaction flasks are fitted with rubber septa for the introduction of substrates and reagents via syringe. Glassware was oven-dried and/or heat-dried.
35 Analytical thin-layer chromatography was performed on glass-backed silica gel 60 F254 plates (E Merck (0.25 mm)) and eluted with the appropriate solvent ratios (v/v). The

reactions were assayed by TLC and terminated as judged by the consumption of starting material.

The TLC plates were visualized by UV absorption or with a *p*-anisaldehyde spray reagent or a phosphomolybdic acid reagent (Aldrich Chemical, 20wt% in ethanol) which was activated with heat, or by staining in iodine chamber. Work-ups were typically done by doubling the reaction volume with the reaction solvent or extraction solvent and then washing with the indicated aqueous solutions using 25% by volume of the extraction volume (unless otherwise indicated). Product solutions were dried over anhydrous sodium sulfate prior to filtration, and evaporation of the solvents was under reduced pressure on a rotary evaporator and noted as solvents removed *in vacuo*. Flash column chromatography [Still et al, J. Org. Chem., 43, 2923 (1978)] was conducted using E Merck-grade flash silica gel (47-61 mm) and a silica gel:crude material ratio of about 20:1 to 50:1, unless otherwise stated. Hydrogenolysis was done at the pressure indicated or at ambient pressure.

"Workup" means the reaction mixture or the residue of a reaction mixture obtained by removing the organic solvent, was extracted with a suitable organic solvent such as EtOAc or CH₂Cl₂ and the organic layer was washed with water, or a dilute base (aqueous sodium bicarbonate or carbonate) or acid (aqueous hydrochloric acid) when necessary, brine; and the organic layer was dried over anhydrous Na₂SO₄ or MgSO₄, filtered; and the filtrate was evaporated to dryness under reduced pressure to remove organic solvent. The residue will provide a product or will be used for further purification.

Reverse-phase preparative HPLC (RPHPLC) was operated by using a C₁₈ column (5 μm, 21.2x150 mm) at flow rate of 20 mL/min and a linear gradient from 5 to 95% of CH₃CN + 0.1% TFA over 18 min. High-throughput mass-dependent (reverse-phase HPLC) purification system (HTP) was operated by using a C₁₈ column (5 μm, 19x50 mm) at flow rate of 30 mL/min and a linear gradient from 5 to 95% of CH₃CN + 0.05% TFA over 9 min. The fractions containing the desired product were lyophilized, or evaporated to dryness under vacuum to provide the dry compound, or evaporated to remove the volatile organic solvent then extracted with organic solvents (ethyl acetate or dichloromethane are commonly used, if necessary, the pH of the aqueous solution could also be adjusted in order to get free base, acid or the neutral compound).

¹H NMR spectra were recorded on a Bruker instrument operating at 400 MHz, and ¹³C-NMR spectra were recorded operating at 100 MHz. NMR spectra are obtained as CDCl₃

solutions (reported in ppm), using chloroform as the reference standard (7.26 ppm and 77.0 ppm) or CD₃OD (3.3 and 4.8 ppm and 49.3 ppm) or CD₃SOCD₃ (2.50 and 39.5 ppm), or an internal tetramethylsilane standard (0.00 ppm) when appropriate. Other NMR solvents were used as needed. When peak multiplicities are reported, the following abbreviations are used: s = singlet, d = doublet, t = triplet, m = multiplet, br = broadened, dd = doublet of doublets, dt = doublet of triplets. Coupling constants, when given, are reported in Hertz.

Mass spectra were obtained using LC/MS either in ESI or APCI. All melting points are uncorrected.

All final products had greater than 90% purity (by HPLC at wavelengths of 220 nm and 254 nm).

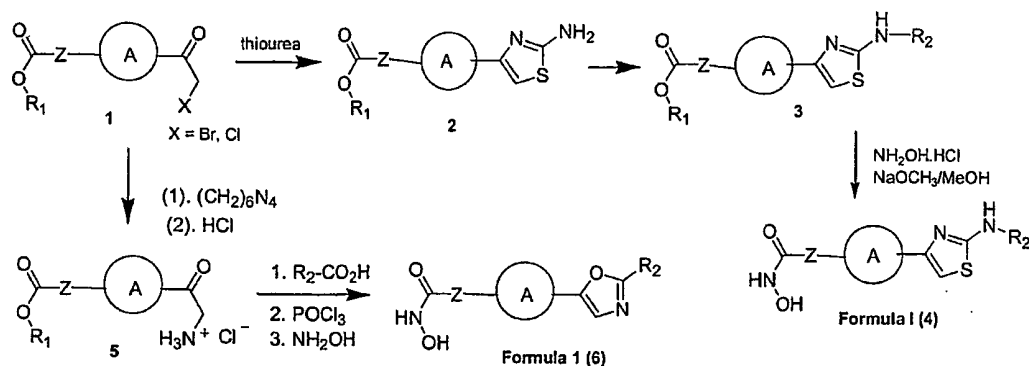
The following examples are intended to illustrate the embodiments disclosed and are not to be construed as being limitations thereto. Additional compounds, other than those described below, may be prepared using the following described reaction scheme or appropriate variations or modifications thereof.

SYNTHESIS

Scheme I illustrates the procedure used for preparing compounds of Formula (I), wherein B is a thiazole ring. Compounds of Formula (I) can be prepared by analogous procedure, for example, by the choice of appropriate starting material. For example, in the case where A is thiophene and B is thiazole in Formula (I), such compound(s) can be synthesized by analogous method illustrated in Scheme I starting with [5-(2-Chloroacetyl)-thiophen-2-yl]-acetic acid, thiourea, and appropriate acyl chloride component, anhydride component, sulfonyl chloride component or aldehyde component, and appropriate hydroxylamine or N-alkyl hydroxylamine (NHR₁OH where R₁ is defined as above).

30

Scheme I



5

Specifically, the hydroxamate compounds Examples 1-12, 13-16 and 17 of the present invention can be synthesized by the synthetic route shown in Scheme 1. The synthesis of the hydroxamate compounds started with ester (**1**) that was either commercially available or obtained through treatment of appropriate carboxylic acid in methanol under acid catalysis (e.g., hydrogen chloride, hydrochloric acid, sulphuric acid). The coupling reaction of (**1**) with thiourea in appropriate solvent (e.g. methanol or ethanol) gave 2-aminothiazole methyl ester (**2**). Treatment of (**2**) with various acyl chloride, anhydride, sulfonyl chloride or aldehyde under appropriate reaction conditions resulted substituted thiophenethiazole methyl esters (**3**). The hydroxamate compounds were obtained by a known synthesis method (J. Med. Chem., 2002, 45, 753-757).

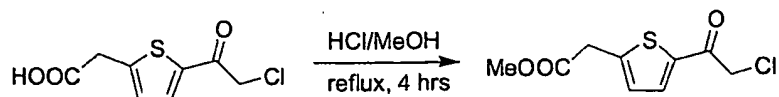
Compound **1** was also converted to amino ketone (**5**) by reacting it with hexamethylenetetramine and then hydrolysis. The amino ketone **5** was coupled with a carboxylic acid or acid chloride and the resultant amide was dehydrated with POCl_3 or the like to give an oxazole ring. The ester was further converted to hydroxamates (**6**).

The following preparation and examples are given to enable those skilled in the art to more clearly understand and to practice the present invention. They should not be considered as limiting the scope of the invention, but merely as being illustrative and representative thereof.

25

Example 1**Preparation of N-Hydroxy-2-[5-(2-phenylacetyl-amino-thiazol-4-yl)-thiophen-2-yl]-acetamide****5 Step 1**

Synthesis of [5-(2-Chloro-acetyl)-thiophene-2-yl]-acetic acid methyl ester

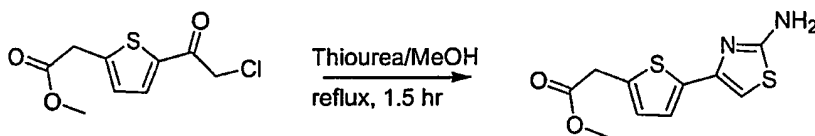


- 10 To a solution of 463mg [5-(2-Chloro-acetyl)-thiophene-2-yl]-acetic acid in 4 mL MeOH was added 1 mL 37% HCl at room temperature. The reaction was heated to reflux for 4 hours. The reaction was cooled to room temperature, neutralized by saturated aqueous sodium bicarbonate and extracted by dichloromethane. The combined organic layer was washed with brine, dried over anhydrous sodium sulfate and concentrated in *vacuo*. The crude
- 15 product was purified by flash chromatography on silica gel to afford the desired product 411mg (84%). *R_f* 0.6 (hexane : ethyl acetate = 1:1); ¹H NMR (CDCl₃): δ 7.67 (d, *J* = 3.9 Hz, 1H), 7.03 (d, *J* = 3.9 Hz, 1H), 4.55 (s, 2H), 3.89 (s, 2H), 3.76 (s, 3H); ¹³C NMR (CDCl₃): δ 184.1, 169.7, 145.8, 140.3, 133.3, 128.5, 52.7, 45.4, 35.9; ESIMS (*m/z*) 233 (*M*+1)

20

Step 2

Synthesis of [5-(2-Amino-thiazol-4-yl)-thiophen-2-yl]-acetic acid methyl ester

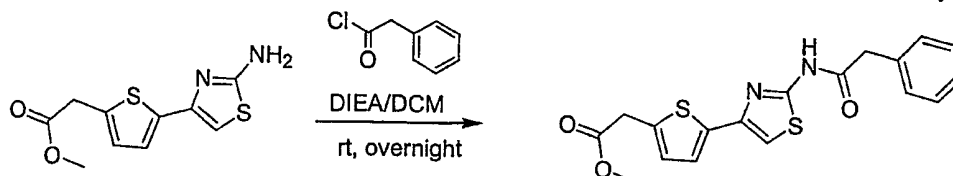


25

- To a solution of [5-(2-Chloro-acetyl)-thiophene-2-yl]-acetic acid methyl ester (56.5 mg) in MeOH (1 mL) was added thiourea (22 mg) at room temperature. The reaction was heated to reflux for 1.5 hour. The reaction was cooled to room temperature and methanol was removed in *vacuo* to afford the desired product (56 mg (92%). The product was used
- 30 directly for further reaction without purification. *R_f* 0.5 (hexane : ethyl acetate = 1:1); ESIMS (*m/z*) 255 (*M*+1). ¹H NMR (DMSO-*d*₆): δ 7.33 (d, *J* = 3.6 Hz, 1H), 6.93 (d, *J* = 3.7 Hz, 1H), 6.89 (s, 1H), 3.94 (s, 2H), 3.64 (s, 3H); ¹³C NMR (DMSO-*d*₆): δ 170.5, 168.7, 141.5, 136.3, 134.9, 127.7, 123.3, 100.0, 51.9, 34.6.

Step 3

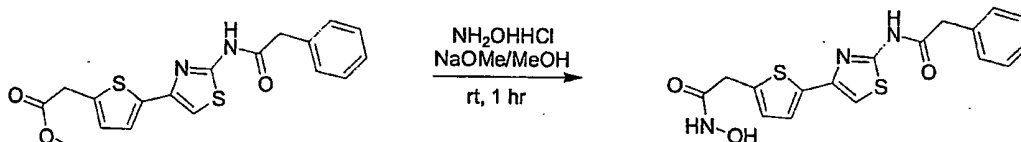
Synthesis of [5-(2-Phenylacetyl-amino-thiazol-4-yl)-thiophen-2-yl]-acetic acid methyl ester



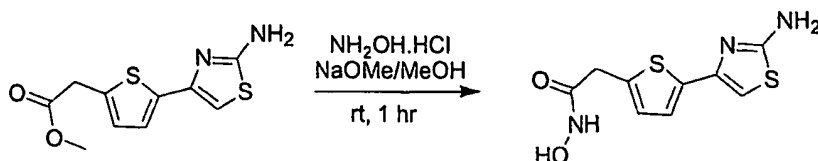
- 5 To a solution of [5-(2-Amino-thiazol-4-yl)-thiophen-2-yl]-acetic acid methyl ester (136 mg) in DCM (2 mL) was added phenylacetyl chloride (80 μ L) and diisopropylethyl amine (170 μ L) at room temperature. The reaction was stirred at room temperature for overnight. The reaction was quenched by water, extracted by DCM, washed by 1M HCl, saturated aqueous sodium bicarbonated and brine. The combined organic layer was dried over
- 10 anhydrous sodium sulfate and concentrated *in vacuo* to afford the crude product (130 mg, 70%). The crude product was used directly for further reaction without purification; ESIMS (m/z) 373 (M+1)

Step 4

- 15 Synthesis of *N*-Hydroxy-2-[5-(2-phenylacetyl-amino-thiazol-4-yl)-thiophen-2-yl]-acetamide



- 20 To a mixture of [5-(2-Phenylacetyl-amino-thiazol-4-yl)-thiophen-2-yl]-acetic acid methyl ester (50 mg) in MeOH (0.5 mL) was added hydroxylamine hydrochloride (13 mg) and NaOMe (30% in methanol, 74 μ L) at room temperature. The reaction was stirred at room temperature for 1 hour. 1N HCl was added dropwise to the reaction until clear solution obtained. The desired product was obtained through reverse phase prep-HPLC (21mg, 42%). ESIMS (m/z) 374 (M+1); ^1H NMR (CD_3OD): δ 7.29-7.22 (m, 5H), 7.21 (d, $J = 3.6$ Hz, 1H), 7.09 (s, 1H), 6.83 (d, $J = 3.6$ Hz), 3.73 (s, 2H), 3.54 (s, 2H); ^{13}C NMR (CD_3OD): δ 169.8, 167.6, 157.4, 143.9, 137.4, 135.4, 133.7, 128.3, 127.8, 126.4, 126.3, 122.5, 105.2, 41.3, 33.1.
- 25

Example 2Preparation of 2-[5-(2-Amino-thiazol-4-yl)-thiophen-2-yl]-N-hydroxy-acetamide

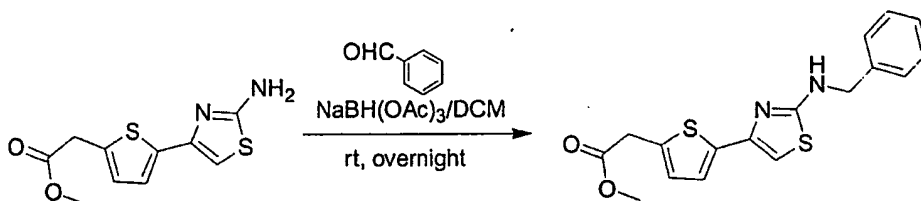
Proceeding as described in Example 1 above but using appropriate starting materials, the
 5 titled compound was prepared. ^1H NMR ($\text{DMSO}-d_6$): δ 7.20 (s, 1H), 6.84 (s, 1H), 6.80 (d, $J = 2.6$ Hz, 1H), 3.49 (s, 2H); ESIMS (m/z) 256 ($M+1$)

Example 3Preparation of 2-[5-(2-Benzylamino-thiazol-4-yl)-thiophen-2-yl]-N-hydroxy-acetamide

10

Step 1

Synthesis of [5-(2-Benzylamino-thiazol-4-yl)-thiophen-2-yl]-acetic acid methyl ester

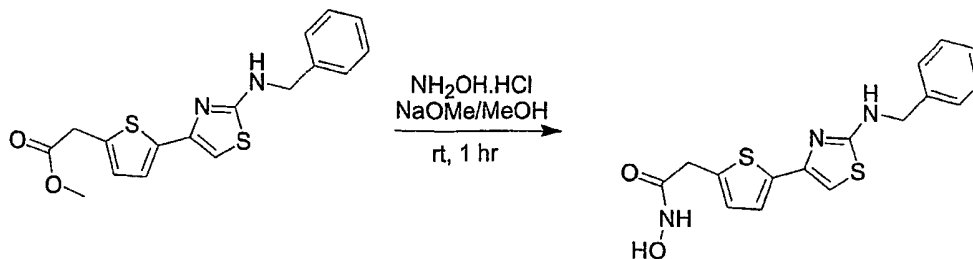


15

A mixture of [5-(2-Amino-thiazol-4-yl)-thiophen-2-yl]-acetic acid methyl ester (76.2 mg, refer to Example 1) in DCM (1 mL) was treated by $\text{NaBH}(\text{OAc})_3$ at room temperature. The reaction was stirred at room temperature for overnight. The reaction was quenched by cold water and purified by reverse phase prep-HPLC to afford the desired product (6.9
 20 mg, 7%). ^1H NMR (CDCl_3): δ 7.50 (d, $J = 3.7$ Hz, 1H), 7.45-7.43 (m, 5H), 6.98 (d, $J = 3.7$ Hz, 1H), 6.43 (s, 1H), 4.57 (s, 2H), 3.90 (s, 2H), 3.81 (s, 3H); ^{13}C NMR (CDCl_3): δ 170.8, 170.5, 138.5, 136.6, 134.9, 129.1, 128.5, 128.4, 127.9, 127.8, 126.6, 97.9, 52.6, 50.6, 35.5; ESIMS (m/z) 345 ($M+1$)

25 Step 2

2-[5-(2-Benzylamino-thiazol-4-yl)-thiophen-2-yl]-N-hydroxy-acetamide



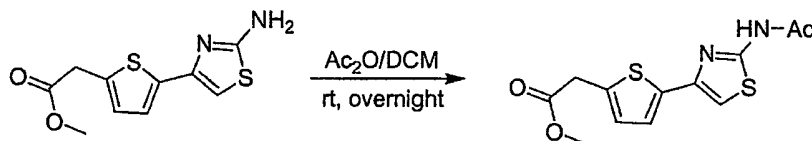
Proceeding as described in Example 1 above but using appropriate starting materials, the titled compound was prepared. ^1H NMR ($\text{DMSO}-d_6$): δ 10.67 (s, 1H), 8.24 (s, 1H), 7.40-7.18 (m, 8H), 6.81 (s, 2H), 4.46 (s, 2H); ^{13}C NMR ($\text{DMSO}-d_6$): δ 168.3, 165.9, 144.5, 138.9, 136.3, 128.3, 127.6, 167.0, 126.6, 122.4, 99.5, 99.0, 47.8, 33.9; ESIMS (m/z) 346 (M+1)

Example 4

10 Preparation of 2-[5-(2-Acetyl-amino-thiazol-4-yl)-thiophen-2-yl]-N-hydroxy-acetamide

Step 1

Synthesis of [5-(2-Acetyl-amino-thiazol-4-yl)-thiophen-2-yl]-acetic acid methyl ester



15

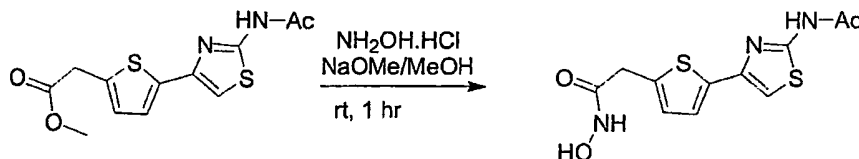
A mixture of [5-(2-Amino-thiazol-4-yl)-thiophen-2-yl]-acetic acid methyl ester (52 mg) in DCM (0.5 mL) was treated by acetic anhydride (94 μL) at room temperature. The reaction was stirred at room temperature for overnight. The reaction was quenched by aqueous sodium bicarbonate, extracted by DCM. The combined organic layer was dried over anhydrous sodium sulphate and concentrated in *vacuo* to afford the crude product 42 mg which was used directly for further reaction. ESIMS (m/z) 297 (M+1)

20

Step 2

Synthesis of 2-[5-(2-Acetyl-amino-thiazol-4-yl)-thiophen-2-yl]-N-hydroxy-acetamide

25



Proceeding as described in Example 1 above but using appropriate starting materials, the titled compound was prepared. $^1\text{H NMR}$ ($\text{DMSO-}d_6$): δ 12.26 (s, 1H), 10.68 (s, 1H), 7.35 (s, 1H), 7.30 (d, $J = 3.6$ Hz, 2H), 6.86 (d, $J = 3.6$ Hz, 2H), 3.52 (s, 2H), 2.15 (s, 3H); ESIMS (m/z) 298 ($M+1$)

5

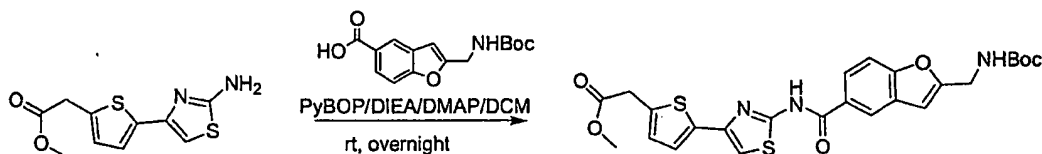
Example 5

Preparation of {5-[4-(5-Hydroxycarbonylmethyl-thiophen-2-yl)-thiazol-2-ylcarbamoyl]-benzofuran-2-ylmethyl}-carbamic acid tert-butyl ester

10

Step 1

Synthesis of [5-(2-[[2-(tert-Butoxycarbonylamino-methyl)-benzofuran-5-carbonyl]-amino]-thiazol-4-yl)-thiophen-2-yl]-acetic acid methyl ester

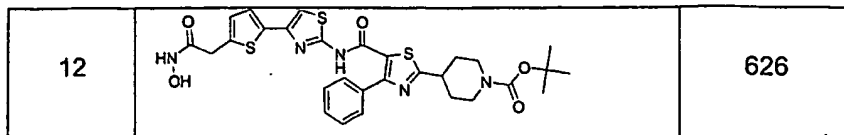


A mixture of [5-(2-Amino-thiazol-4-yl)-thiophen-2-yl]-acetic acid methyl ester (20 mg) and (Benzotriazol-1-yloxy)tripyrrolidinophosphonium Hexafluorophosphate (PyBOP, 70 mg) and 2-(tert-Butoxycarbonylamino-methyl)-benzofuran-5-carboxylic acid (31 mg) in DCM (1mL) was treated by DMAP (2 mg) and DIEA (50 μL) at room temperature. The solution was stirred at room temperature for overnight. The reaction was subjected to reverse phase prep-HPLC for purification. A total of 11mg (26%) desired product was obtained. R_f 0.76 (hexane : ethyl acetate = 1:1); $^1\text{H NMR}$ ($\text{DMSO-}d_6$): δ 8.35 (d, $J = 1.7$ Hz, 1H), 8.03 (dd, $J = 1.9$ Hz, 8.7 Hz, 1H), 7.58 (d, $J = 8.7$ Hz, 1H), 7.44 (d, $J = 3.7$ Hz, 1H), 7.01 (s, 1H), 6.96 (d, $J = 3.7$ Hz, 1H), 6.74 (s, 1H), 5.03 (br, 1H), 4.51 (d, $J = 5.3$ Hz, 2H), 3.88 (s, 2H), 3.78 (s, 3H), 1.50 (s, 9H)

25

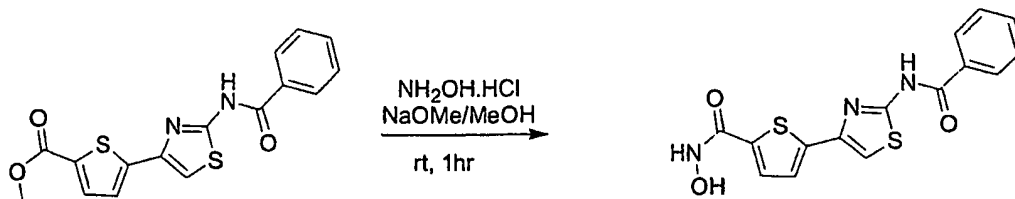
Step 2

30 Synthesis of {5-[4-(5-Hydroxycarbonylmethyl-thiophen-2-yl)-thiazol-2-ylcarbamoyl]-benzofuran-2-ylmethyl}-carbamic acid tert-butyl ester

**Example 13**

Preparation of 5-(2-Benzoylamino-thiazol-4-yl)-thiophene-2-carboxylic acid hydroxyamide

5

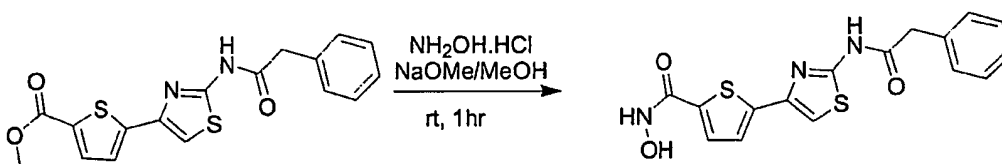


Proceeding as described in Example 1 above but using appropriate starting materials, the titled compound was prepared. ^1H NMR (DMSO- d_6): δ 12.84 (s, 1H), 11.23 (br, 1H), 8.13-8.11 (m, 2H), 7.69-7.54 (m, 6H); ^{13}C NMR (DMSO- d_6): δ 171.3, 165.4, 158.9, 143.3, 141.7, 135.7, 132.7, 131.8, 128.6, 128.2, 124.2, 109.1; ESIMS (m/z) 346 (M+1)

Example 14

Preparation of 5-(2-Phenylacetyl-amino-thiazol-4-yl)-thiophene-2-carboxylic acid hydroxyamide

15

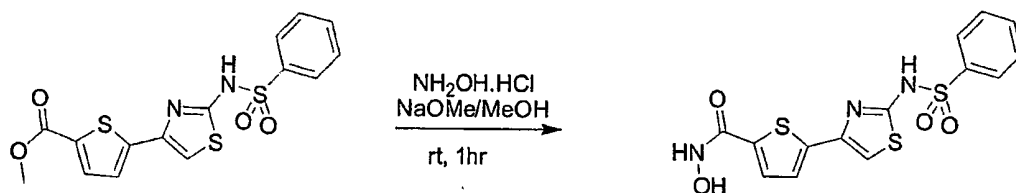


Proceeding as described in Example 1 above but using appropriate starting materials, the titled compound was prepared. ^1H NMR (DMSO- d_6): δ 12.60 (s, 1H), 11.22 (br, 1H), 7.60-7.49 (m, 3H), 7.35-7.26 (m, 5H), 3.79 (s, 2H); ^{13}C NMR (DMSO- d_6): δ 169.6, 159.6, 158.2, 143.0, 141.8, 135.8, 134.8, 129.2, 128.4, 126.8, 124.1, 108.5, 41.6; ESIMS (m/z) 360 (M+1)

25

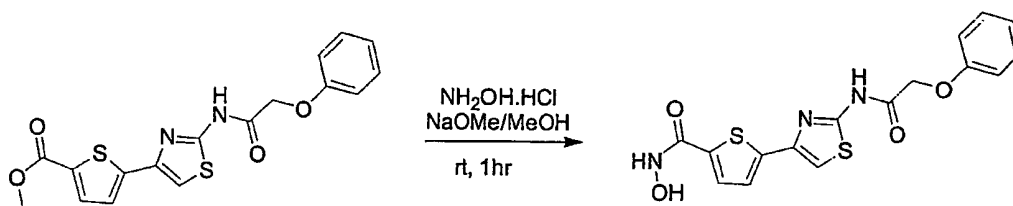
Example 15Preparation of 5-(2-Benzenesulfonylamino-thiazol-4-yl)-thiophene-2-carboxylic acid hydroxyamide

5



Proceeding as described in Example 1 above but using appropriate starting materials, the titled compound was prepared. ^1H NMR (DMSO- d_6): δ 11.34 (s, 1H), 9.24 (br, 1H), 7.87-7.85 (m, 2H), 7.63-7.55 (m, 4H, Ar-H), 7.45 (d, $J = 3.9$ Hz), 7.21 (s, 1H); ^{13}C NMR (DMSO- d_6): δ 167.4, 158.8, 141.6, 137.5, 135.2, 132.4, 129.1, 127.8, 126.1, 125.9, 105.0; ESIMS (m/z) 382 (M+1)

10

Example 1615 Preparation of 5-[2-(2-Phenoxy-acetyl)amino]-thiazol-4-yl]-thiophene-2-carboxylic acid hydroxyamide

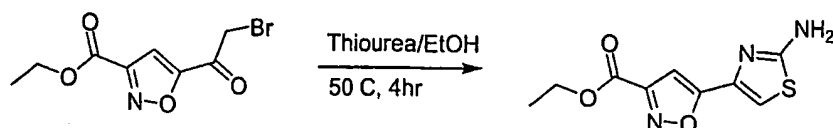
20 Proceeding as described in Example 1 above but using appropriate starting materials, the titled compound was prepared. ^1H NMR (DMSO- d_6): δ 12.63 (s, 1H), 11.24 (s, 1H), 7.65-7.51 (m, 3H), 7.34-7.30 (m, 2H), 7.00-6.96 (m, 3H), 4.88 (s, 2H); ^{13}C NMR (DMSO- d_6): δ 167.2, 159.5, 157.7, 143.1, 141.7, 135.9, 129.5, 128.4, 124.2, 121.2, 114.5, 108.8, 65.9; ESIMS (m/z) 376 (M+1)

25

Example 1730 Preparation of 5-(2-Phenylacetyl-amino-thiazol-4-yl)-isoxazole-3-carboxylic acid hydroxyamide

Step 1

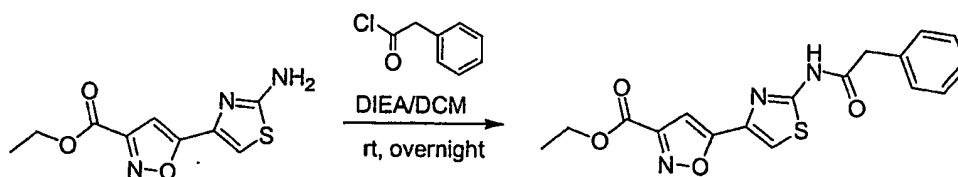
Synthesis of 5-(2-Amino-thiazol-4-yl)-isoxazole-3-carboxylic acid ethyl ester



- 5 Proceeding as described in Example 1 above but using appropriate starting materials, the titled compound was prepared. *R_f* 0.7 (Hexane: Ethyl Acetate = 1:1) ESIMS (*m/z*) 240 (*M*+1)

Step 2

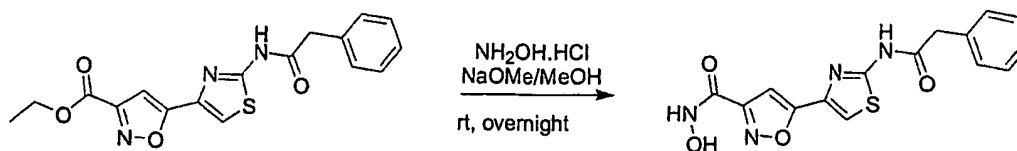
- 10 Synthesis of 5-(2-Phenylacetyl-amino-thiazol-4-yl)-isoxazole-3-carboxylic acid ethyl ester



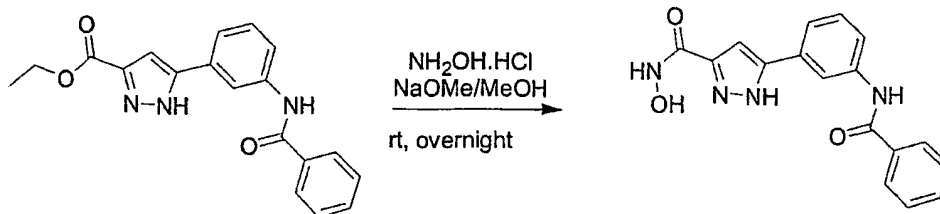
- 15 Proceeding as described in Example 1 above but using appropriate starting materials, the titled compound was prepared. ¹H NMR (DMSO-*d*₆): δ 8.01 (s, 1H), 7.34-7.25 (m, 5H), 7.12 (s, 1H), 4.39 (q, *J* = 7.1 Hz, 2H), 3.81 (s, 2H), 1.34 (t, *J* = 7.1 Hz, 3H); ¹³C NMR (DMSO-*d*₆): δ 169.9, 166.8, 159.1, 156.6, 136.5, 134.6, 129.2, 128.4, 126.9, 115.2, 100.8, 99.5, 62.0, 41.6, 13.9; ESIMS (*m/z*) 358 (*M*+1)

20 Step 3

Synthesis of 5-(2-Phenylacetyl-amino-thiazol-4-yl)-isoxazole-3-carboxylic acid hydroxyamide

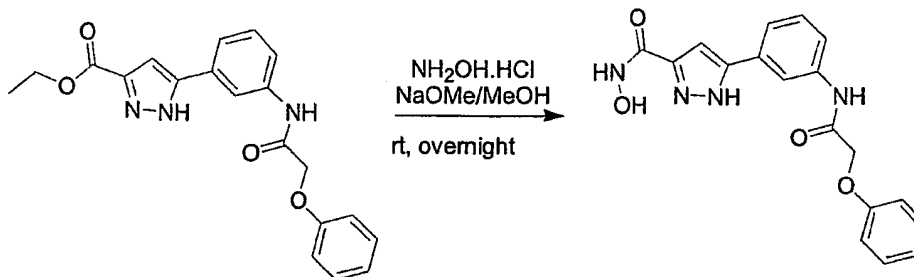


- 25 Proceeding as described in Example 1 above but using appropriate starting materials, the titled compound was prepared. ¹H NMR (DMSO-*d*₆): δ 12.76 (s, 1H), 11.62 (s, 1H), 9.47 (s, 1H), 7.94 (s, 1H), 7.37-7.24 (m, 5H), 6.99 (s, 1H), 3.81 (s, 2H); ¹³C NMR (DMSO-*d*₆): δ 169.9, 165.9, 159.1, 157.9, 155.8, 136.7, 134.6, 129.2, 128.4, 126.9, 114.8, 99.7, 41.6; ESIMS (*m/z*) 345 (*M*+1)

Example 18Preparation of 5-(3-Benzoylamino-phenyl)-1H-pyrazole-3-carboxylic acid hydroxyamide

Proceeding as described in Example 1 above but using appropriate starting materials, the titled compound was prepared. ^1H NMR (CD_3OD): δ 8.18 (s, 1H), 8.05-8.02 (m, 2H), 7.77-7.51 (m, 6H), 7.10 (s, 1H); ESIMS (m/z) 367 (M+1)

10

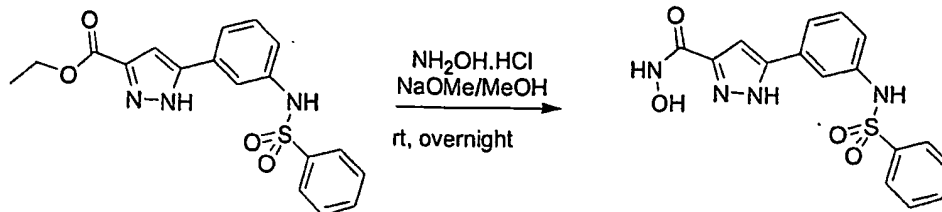
Example 19Preparation of 5-[3-(2-Phenoxy-acetyl-amino)-phenyl]-1H-pyrazole-3-carboxylic acid hydroxyamide

Proceeding as described in Example 1 above but using appropriate starting materials, the titled compound was prepared. ^1H NMR ($\text{DMSO}-d_6$): δ 11.17 (s, 1H), 10.17 (s, 1H), 8.12 (s, 1H), 7.60-7.30 (m, 5H), 7.04-6.97 (m, 4H), 4.73 (s, 2H); ESIMS (m/z) 353 (M+1)

20

Example 20Preparation of 5-(3-Benzenesulfonylamino-phenyl)-1H-pyrazole-3-carboxylic acid hydroxyamide

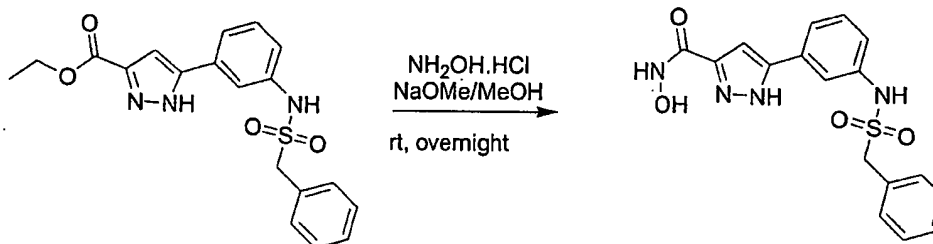
25



Proceeding as described in Example 1 above but using appropriate starting materials, the titled compound was prepared. ^1H NMR (DMSO- d_6): δ 11.17 (s, 1H), 10.30 (s, 1H), 8.06 (s, 1H), 7.53-7.23 (m, 8H), 6.99 (m, 1H); ESIMS (m/z) 359 (M+1)

Example 21

Preparation of 5-(3-Phenylmethanesulfonylamino-phenyl)-1H-pyrazole-3-carboxylic acid hydroxyamide



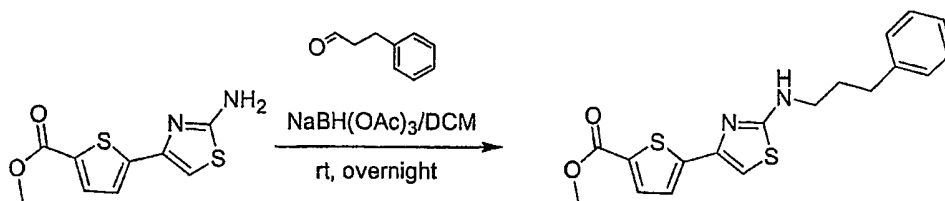
Proceeding as described in Example 1 above but using appropriate starting materials, the titled compound was prepared. ^1H NMR (DMSO- d_6): δ 11.19 (s, 1H), 9.95 (s, 1H), 7.60 (s, 1H), 7.46-7.14 (m, 8H), 7.01 (s, 1H), 4.51 (s, 2H); ESIMS (m/z) 387 (M+1)

Example 22

Preparation of 5-[2-(3-Phenyl-propylamino)-thiazol-4-yl]-thiophene-2-carboxylic acid hydroxyamide

Step 1

Synthesis of 5-[2-(3-Phenyl-propylamino)-thiazol-4-yl]-thiophene-2-carboxylic acid methyl ester

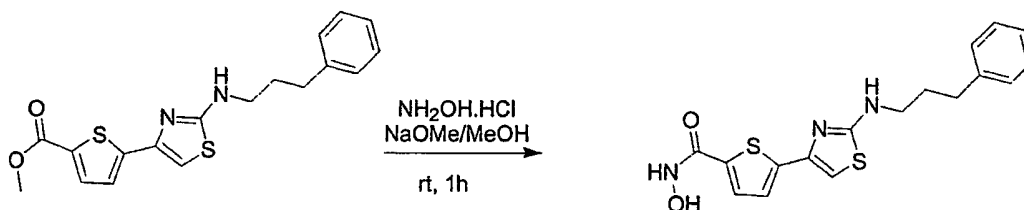


A mixture of 5-(2-Amino-thiazol-4-yl)-thiophene-2-carboxylic acid methyl ester (120 mg) and 3-Phenyl-propionaldehyde (79 μ L) in DCM (4 mL) and AcOH (0.5 mL) was treated by
 5 NaBH(OAc)₃ (211.9 mg) at room temperature. The reaction was stirred at room temperature for overnight. The reaction was quenched by cold water and extracted by DCM. The organic layer was washed by sat. aq. sodium bicarbonate and brine and dried in anhydrous sodium sulfate. The organic layer was concentrated in *vacuo*. to afford the crude product which was used directly without purification. ESIMS (*m/z*) 359 (M+1)

10

Step 2

Synthesis of 5-[2-(3-Phenyl-propylamino)-thiazol-4-yl]-thiophene-2-carboxylic acid hydroxyamide



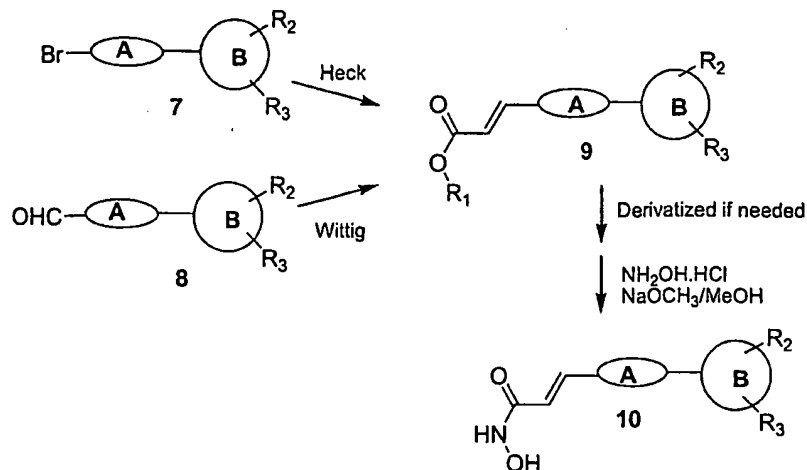
15

Proceeding as described in Example 1 above but using appropriate starting materials, the titled compound was prepared. ¹H NMR (CD₃OD): δ 7.32-6.87 (m, 8H), 3.31 (t, *J* = 7.0 Hz, 2H), 2.68 (t, *J* = 7.6 Hz, 2H), 1.95 (q, *J* = 7.3 Hz, 2H); ESIMS (*m/z*) 360 (M+1)

20

Scheme II illustrates the procedure used for preparing compounds of Formula (I), wherein Z is a double bond. Compounds of Formula (I) can be prepared by analogous procedure, for example, by the choice of appropriate starting material through either Heck reaction or Wittig reaction to construct the double bond. For example, in the case of A is phenyl ring
 25 in Formula (I), such compound(s) can be synthesized by analogous method of Heck reaction illustrated in Scheme II starting with appropriate phenyl bromide, appropriate acrylate component (e.g. ethyl acrylate) and appropriate hydroxylamine or N-alkyl hydroxylamine (NHR₁OH where R₁ is defined as above); In case of A is furan ring and B is phenyl ring in Formula (I), such compounds can be synthesized by analogous method of
 30 Wittig reaction of appropriate aldehyde illustrated in Scheme II.

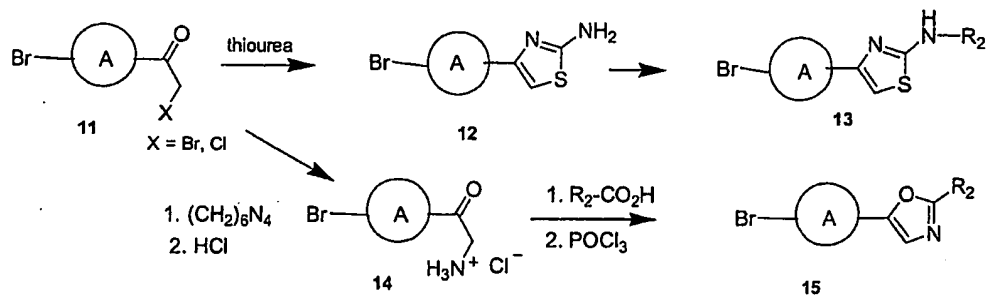
Scheme II:



Specifically, the hydroxamate compounds Formula (I) ($Z = -\text{CH}=\text{CH}-$) of the present invention can be synthesized by the synthetic route shown in Scheme II. The double bond was introduced either through Heck reaction of aromatic bromide with appropriate acrylate or Wittig reaction of aldehyde with appropriate Wittig reagent. The resulting α,β -unsaturated ester was further derivatized accordingly if needed. Eventually the hydroxamate compounds were obtained by a known synthesis method (J. Med. Chem., 2002, 45, 753-757).

The biaryl bromide (7) could be prepared as exemplified by Scheme III. By using the analogous reaction of Scheme II, the haloketone (11) was converted to either aminothiazole (13) or oxazole (15). Both compounds are ready for heck reaction.

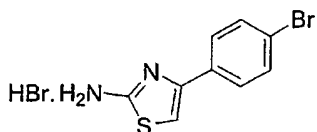
Scheme III



The following preparation and examples are given to enable those skilled in the art to more clearly understand and to practice the present invention. They should not be considered as limiting the scope of the invention, but merely as being illustrative and representative thereof.

Example 23Preparation of 3-[4-(2-Amino-thiazol-4-yl)-phenyl]-N-hydroxy-acrylamideStep 1

- 5 Preparation of 4-(4-Bromo-phenyl)-thiazol-2-ylamine hydrobromide



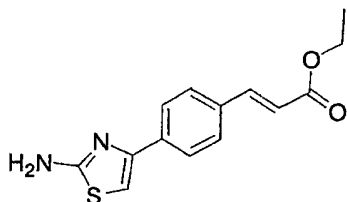
- To a 100 mL round-bottomed flask, 4-bromophenacyl bromide (2.772 g, 9.97 mmol), thiourea (0.762 g, 10.0 mmol) and absolute ethanol (40 mL) were added. The mixture was stirred and heated in an oil bath at 80°C for 140 min, then evaporated to dryness and
- 10 white solids were obtained (3.347 g, 99.8%).

LC-MS (ESI, positive mode): $m/z = 255/257 [(M-Br)]^+$

$^1\text{H NMR}$ (DMSO- d_6) δ 7.72 (4H, s), 7.33 (1H, s), 3.8-4.3 (3H, bs, NH_3^+); $^{13}\text{C NMR}$ (DMSO- d_6) δ 170.0, 139.7, 131.9 (CH x 2), 128.9, 127.8 (CH x 2), 122.2, 103.6 (CH).

15 Step 2

Preparation of 3-[4-(2-Amino-thiazol-4-yl)-phenyl]-acrylic acid ethyl ester



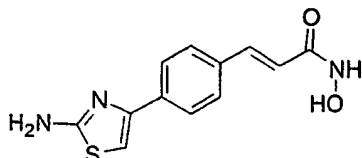
- To a 50 mL round-bottomed flask, 4-(4-Bromo-phenyl)-thiazol-2-ylamine hydrobromide (0.522 g, 1.55 mmol), triphenylphosphine (0.072 g, 0.277 mmol), tetrakis(triphenylphosphine)palladium (0) (0.069 g, 0.059 mmol), DMF (5 mL), *i*-Pr₂NEt (0.80 mL, 4.59 mmol) and ethyl acrylate (0.35 mL, 3.22 mmol) were added. The above mixture was heated in an oil bath at 100 °C for 50.5 h under N₂. The mixture was diluted with EtOAc and aqueous NaHCO₃, then extracted with EtOAc twice. The extract was dried (Na₂SO₄) and concentrated to give an oil which was purified by flash
- 20 chromatography (silica, 50% EtOAc in hexanes). 3-[4-(2-Amino-thiazol-4-yl)-phenyl]-acrylic acid ethyl ester was obtained as white yellow solid (0.132 g, 31%)

LC-MS (ESI, positive mode): 275 [(M+H)]⁺

- $^1\text{H NMR}$ (CDCl₃) δ 7.76 (2H, d, $J = 8.4$ Hz), 7.67 (1H, d, $J = 16.0$ Hz), 7.51 (2H, d, $J = 8.3$ Hz), 6.77 (1H, s), 6.43 (1H, d, $J = 16.0$ Hz), 5.40 (2H, s), 4.26 (2H, q, $J = 7.1$ Hz), 1.34
- 30 (3H, t, $J = 7.1$ Hz); $^{13}\text{C NMR}$ (CDCl₃) δ 167.2 (SC(=N)NH₂), 166.6 (CO₂), 150.0, 143.6, 135.9, 133.3, 127.9, 125.9, 117.5, 103.5, 60.0, 13.8 (CH₃).

Step 3

Preparation of 3-[4-(2-Amino-thiazol-4-yl)-phenyl]-*N*-hydroxy-acrylamide



- 5 To a 50 mL round-bottomed flask, 3-[4-(2-Amino-thiazol-4-yl)-phenyl]-acrylic acid ethyl ester (17.6 mg, 0.0642 mmol) and hydroxylamine hydrochloride (46.3 mg, 0.616 mmol) were added. Anhydrous methanol (0.5 mL) was added into the flask via syringe under N₂ and then followed by sodium methoxide solution (5.38 M, 0.16 mL, 0.86 mmol). The above mixture was stirred at room temperature for 4 h and quenched by addition of 1N
- 10 HCl and EtOAc. The solution was extracted with EtOAc twice (mainly acid by LC-MS) and the aqueous phase (mainly the product by LC-MS) was subjected to reverse-phase preparative HPLC (C18, 20 x180 mm, 20 mL/min, 5 to 45% acetonitrile + 0.1% TFA in 20 min). 3-[4-(2-Amino-thiazol-4-yl)-phenyl]-*N*-hydroxy-acrylamide was obtained as pale yellow power (6.0 mg as TFA salt, 25%).

- 15 LC-MS (ESI, positive mode): 262 [(M+H)]⁺

¹H NMR (DMSO-*d*₆) δ 10.76 (s, residual H after exchanging with water), 7.81 (2H, d, J = 8.3 Hz), 7.59 (2H, d, J = 8.3 Hz), 7.45 (1H, d, J = 15.8 Hz), 7.16 (1H, s), 6.48 (1H, d, J = 15.8 Hz); ¹³C NMR (DMSO-*d*₆) δ 168.8, 162.6 (CONHOH), 146.3, 137.7, 136.9, 134.1, 127.8, 126.0, 119.0, 102.9.

20

Example 23A:

Preparation of 3-[4-(2-Amino-thiazol-4-yl)-phenyl]-*N*-hydroxy-acrylamide hydrochloride salt

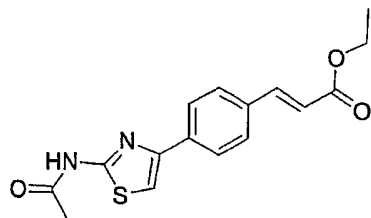
- The 3-[4-(2-Amino-thiazol-4-yl)-phenyl]-*N*-hydroxy-acrylamide TFA salt was dissolved in MeOH/DCM and basified with 1N KOH to form precipitates. The precipitates were washed
- 25 with water twice, then dissolved in MeOH/DCM by adding 6N HCl to pH ~ 1. The solution was evaporated to dryness to give the titled compound. ¹H NMR (DMSO-*d*₆) δ: 10.80 (s, b, residual H after exchanging with water), 7.80 (2H, d, J = 8.3 Hz), 7.60 (2H, d, J = 8.0 Hz), 7.46 (1H, d, J = 15.8 Hz), 7.16 (1H, s), 6.49 (1H, d, J = 15.9 Hz).

Example 24

Preparation of 3-[4-(2-Amino-thiazol-4-yl)-phenyl]-*N*-hydroxy-acrylamide

Step 1

Preparation of 3-[4-(2-Acetylamino-thiazol-4-yl)-phenyl]-acrylic acid ethyl ester



To a 50 mL round-bottomed flask, 3-[4-(2-Amino-thiazol-4-yl)-phenyl]-acrylic acid ethyl ester (21.8 mg, 0.080 mmol) was added and then followed by dichloromethane (1.2 mL), acetic anhydride (0.0375 mL, 0.40 mmol) and triethylamine (0.10 mL, 0.72 mmol) under N₂. The solution was stirred at room temperature for 4 days and then diluted by addition of dichloromethane. The resultant solution was and filtered through a pad of silica. The silica was washed with 33% EtOAc in hexanes and pure EtOAc respectively. 3-[4-(2-Acetylamino-thiazol-4-yl)-phenyl]-acrylic acid ethyl ester was obtained as yellow solid (22.8 mg, 91%).

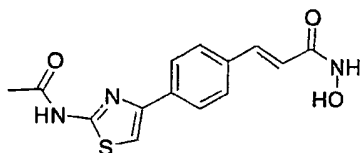
LC-MS (ESI, positive mode): 317 [(M+H)]⁺

¹H NMR (CDCl₃) δ 10.91 (1H, bs, NH), 7.81 (2H, d, J = 8.4 Hz), 7.70 (1H, d, J = 16.0 Hz), 7.56 (2H, d, J = 8.3 Hz), 7.20 (1H, s), 6.49 (1H, d, J = 16.0 Hz), 4.28 (2H, q, J = 7.1 Hz), 1.99 (3H, s, Ac), 1.35 (3H, t, J = 7.1 Hz, CH₃); ¹³C NMR (CDCl₃) δ 167.8, 166.5, 158.7, 148.2, 143.4, 135.3, 133.7, 128.1, 126.1, 17.9, 108.5, 60.1, 22.4, 13.8 (CH₃).

15

Step 2

Preparation of 3-[4-(2-Acetylamino-thiazol-4-yl)-phenyl]-N-hydroxy-acrylamide



Proceeding as described in Example 22 above but using appropriate starting materials, the titled compound was prepared (2.4 mg obtained from 20 mg of 3-[4-(2-Amino-thiazol-4-yl)-phenyl]-acrylic acid ethyl ester). LC-MS (ESI, positive mode): 304 [(M+H)]⁺

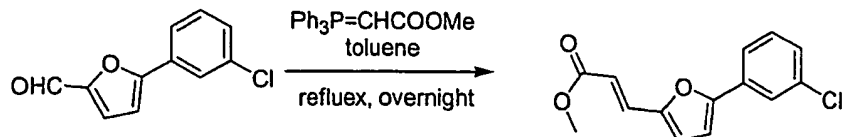
Example 25

25 Preparation of 3-[5-(3-Chloro-phenyl)-furan-2-yl]-N-hydroxy-acrylamide

Step 1

Synthesis of 3-[5-(3-Chloro-phenyl)-furan-2-yl]-acrylic acid methyl ester

30



A solution of 213 μL 5-(3-Chloro-phenyl)-furan-2-carbaldehyde in 6 mL toluene was treated by 801.6 mg (Triphenyl- I^5 -phosphanylidene)-acetic acid methyl ester at room temperature. The reaction was heated to reflux for overnight. The reaction was cooled to room temperature and concentrated in *vacuo*. The crude product was purified by flash chromatography on silica gel to afford the desired product 380.2 mg (94%).

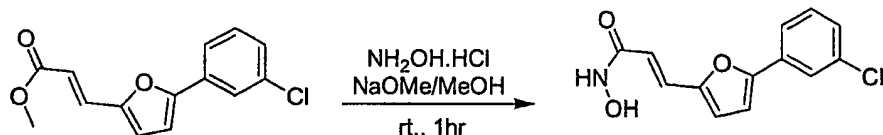
LC-MS (ESI, positive mode): 263 [(M+H)]⁺

¹H NMR (CDCl_3) δ 7.71-7.59 (2H, m), 7.47 (1H, d, $J = 15.7$ Hz), 7.38-7.29 (3H, m), 6.76 (1H, d, $J = 3.6$ Hz), 6.70 (1H, d, $J = 3.6$ Hz), 6.45 (1H, d, $J = 15.7$ Hz), 3.83 (3H, s); ¹³C NMR (CDCl_3) δ 166.9, 154.0, 150.3, 134.4, 131.0, 130.2, 129.6, 127.8, 123.8, 121.9, 116.6, 115.1, 108.2, 51.2.

Step 2

15

Preparation of 3-[5-(3-Chloro-phenyl)-furan-2-yl]-N-hydroxy-acrylamide



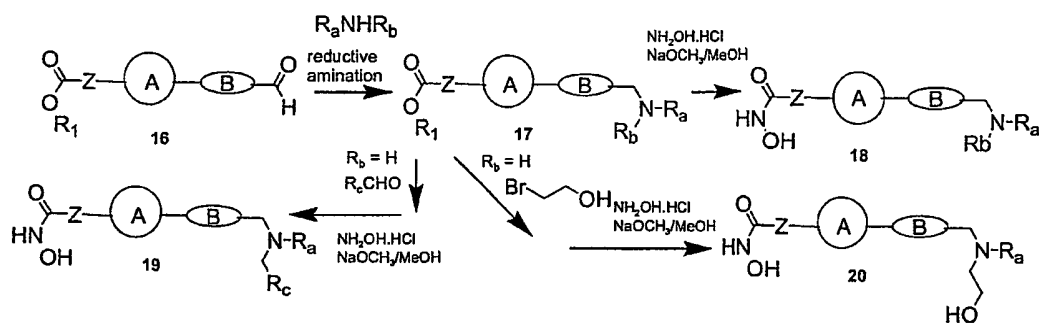
20 Proceeding as described in Example 1 above but using appropriate starting materials, the titled compound was prepared.

LC-MS (ESI, positive mode): 264 [(M+H)]⁺

Scheme IV illustrates the procedure used for preparing compounds of Formula (I), wherein R_aNHR_b (R_a , R_b are independently selected from R_6 or R_7 as defined above) is either an amine made in-house (by reductive amination or alkylation) or a commercial available product. Compounds of Formula (I) can be prepared by analogous procedure, for example, by the choice of appropriate starting material. For example, in the case of A is phenyl and B is thiophene in Formula (I), such compound(s) (18) can be synthesized by analogous method illustrated in Scheme IV starting with 5-(4-Formyl-phenyl)-thiophene-2-carboxylic acid methyl ester, and appropriate amine component, and appropriate hydroxylamine or N-alkyl hydroxylamine (NHR_1OH where R_1 is defined as above). The 2nd

- amine (17, $R_b = H$) could be converted to a tertiary amine hydroxamates (19) by a 2nd reductive amination with aldehyde $R_c\text{CHO}$ (R_c is selected from R_6 or R_7 as defined above) or to 20 by alkylation. Biaryl aldehyde (16) could be prepared by a Suzuki coupling reaction between a suitable bromide (ring A) and boronic acid (ring B). Such a reaction
- 5 was exemplified by the preparation of INTERMEDIATE 1.

Scheme IV



- 10 Specifically, the hydroxamate compounds in Examples 26 to 46 of the present invention can be synthesized by the synthetic route shown in Scheme IV.

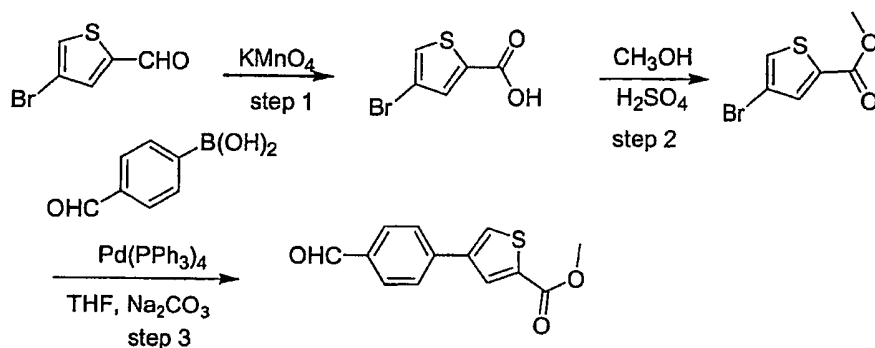
The following preparation and examples are given to enable those skilled in the art to more clearly understand and to practice the present invention. They should not be

15 considered as limiting the scope of the invention, but merely as being illustrative and representative thereof.

INTERMEDIATE 1

Preparation of 4-(4-Formyl-phenyl)-thiophene-2-carboxylic acid methyl ester

20



Step 1

The mixture of 4-bromothiophene-2-carboxaldehyde (15 g), KMnO_4 (13.5g), H_2O (500 ml) and NaOH (5g) was stirred overnight, then filtered. The filtrate was acidified with aq. HCl and extracted with EtOAc . The organic layer was washed with water and brine, then dried over Na_2SO_4 , and concentrated to give 4-Bromo-thiophene-2-carboxylic acid (14.2 g).

5

Step 2

4-Bromo-thiophene-2-carboxylic acid (12.85g), CH_3OH (360 mL) and H_2SO_4 (95~98%, 6mL) were refluxed overnight. The solution was basified and evaporated to remove the organic solvent. The residue was extracted with EtOAc . The organic layer was washed with water and brine, then dried over Na_2SO_4 , evaporated to give the product the solvent gave the product 4-Bromo-thiophene-2-carboxylic acid methyl ester (13 g).

10

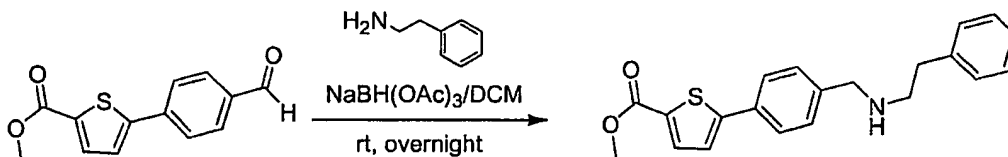
Step 3

4-Bromo-thiophene-2-carboxylic acid methyl ester (8.67g), 4-Formylphenylboronic acid (13 g), $\text{Pd}(\text{PPh}_3)_4$ (2.08g), THF (100mL), Na_2CO_3 aqueous solution (100 mL, 2M) were refluxed overnight (90~100°C), then extracted the reaction mixture with EtOAc , and washed the organic layer by 5% NaOH solution, followed by water and brine, then dried over Na_2SO_4 . After evaporation, the residue was washed with Et_2O and afforded 4-(4-Formyl-phenyl)-thiophene-2-carboxylic acid methyl ester (7 g).

20

Example 26Preparation of 5-[4-(Phenethylamino-methyl)-phenyl]-thiophene-2-carboxylic acid hydroxyamide25 Step 1

Synthesis of 5-[4-(Phenethylamino-methyl)-phenyl]-thiophene-2-carboxylic acid methyl ester



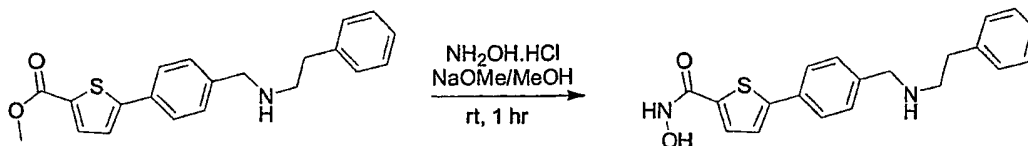
30 A mixture of 5-(4-Formyl-phenyl)-thiophene-2-carboxylic acid methyl ester (271 mg) and 2-Phenylethylamine (126 μL) in DCM (4 mL) was treated by $\text{NaBH}(\text{OAc})_3$ (318 mg) at room temperature. The reaction was stirred at room temperature for overnight. The reaction was quenched by cold water and extracted by DCM . The organic layer was washed by sat. aq. sodium bicarbonate and brine and dried in anhydrous sodium sulfate.

The organic layer was concentrated in *vacuo* to afford the crude product which was used directly without purification. ESIMS (*m/z*) 352 (*M*+1)

Step 2

5

Preparation of 5-[4-(Phenethylamino-methyl)-phenyl]-thiophene-2-carboxylic acid hydroxyamide.



10

Proceeding as described in Example 1 above but using appropriate starting materials, the titled compound was prepared as TFA salt. ESIMS (*m/z*) 353 (*M*+1). ¹H NMR (CD₃OD): δ 7.72 (d, *J* = 8.2 Hz, 2H), 7.49 (d, *J* = 8.3 Hz), 7.49-7.19 (m, 7H), 4.20 (s, 2H), 3.25 (m, 15 2H), 2.97 (m, 2H).

15

Example 26A: freebase of Example 26

The preparative HPLC fractions (aqueous acetonitrile with 0.1% TFA) containing 5-[4-(Phenethylamino-methyl)-phenyl]-thiophene-2-carboxylic acid hydroxyamide were 20 combined and basified with 1M NaOH to pH 9-10, and the solid was filtered and washed with water to give the freebase of Example 26 as yellow solid. HPLC purity (at 254 nm) = 99.2%. ¹H NMR (DMSO-*d*₆) δ 7.64 (d, 2H, *J* = 8.1 Hz), 7.59 (br s-like, 1H), 7.48 (d, 2H, *J* = 3.9 Hz), 7.39 (d, 2H, *J* = 8.2 Hz), 7.27 (t, 2H, *J* = 7.3 Hz), 7.21-7.15 (m, 3H), 3.78 (s, 2H), 2.76 (s, 4H).

25

Example 26B: Mesylate of Example 26.

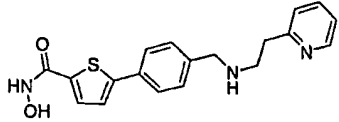
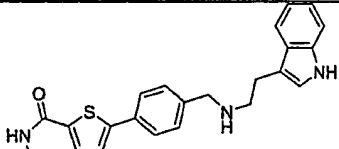
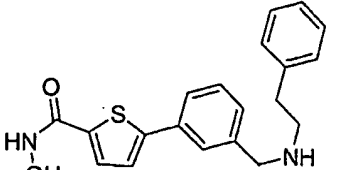
Example 26A (1.4 g, 3.98 mmol) was suspended in a mixed solvent (MeOH: DCM = 2:1, 375 mL). The resulting solution was added methanesulfonic acid (0.46 g, 4.79 mmol, 1.2 eq). The above solution was sonicated for 2-3 min then stirred at room temperature for 1 30 hour. After being concentrated to about 50 mL under reduced pressure, the white solid formed was filtered, washed with EtOAc and methanol to remove the excess methanesulfonic acid. The title compound was obtained as white solids (1.7 g, 96%). HPLC purity (at 254 nm) = 99.7%. The proton NMR indicated that the ratio of Example 26: methanesulfonic acid is 1:1. ¹H NMR (DMSO-*d*₆) δ 11.28 (br s, 0.9 H), 9.18 (br s, 1H), 8.89 (br s) and 9.2-8.8 (very br, total 1.6 H), 7.79 (d, 2H, *J* = 8.2 Hz), 7.63 (br s, 1H), 7.58 35

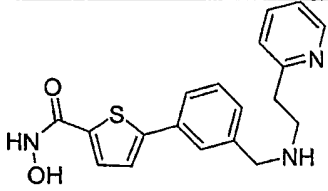
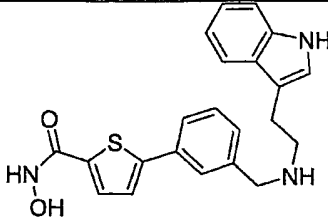
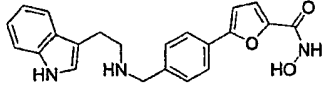
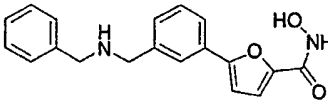
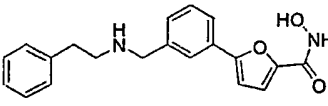
](d, 1H, J = 3.8 Hz), 7.57 (d, 2H, J = 8.4 Hz), 7.35 (t, 2H, J = 7.1 Hz), 7.30-7.20 (m, 3H), 4.22 (s, 2H), 3.18 (dd or m, 2H), 2.97 (dd or m, 2H), 235 (s, 3H, Me); ^{13}C NMR (DMSO- d_6) δ 159.2, 146.1, 137.1, 136.8, 133.6, 132.1, 130.8, 128.7, 128.6, 18.5 (br, confirmed by ^1H - ^{13}C HSQC), 126.8, 125.8, 124.9, 49.7, 47.7, 39.7 (Me), 31.6.

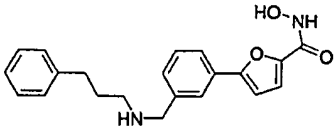
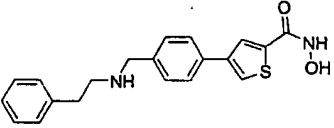
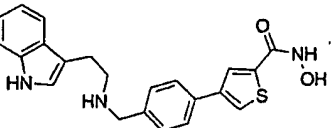
5

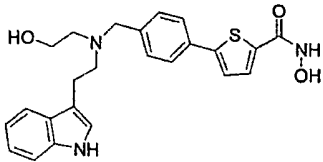
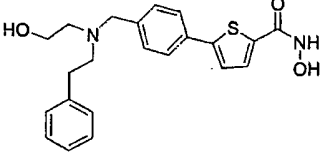
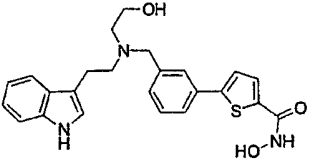
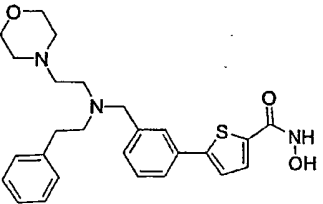
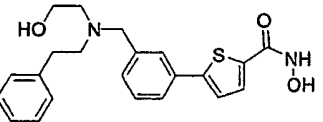
The following compounds are prepared by methods analogous to those disclosed in Examples 26

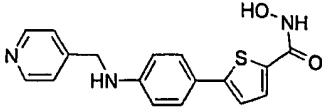
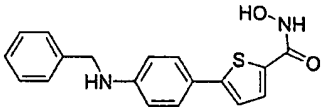
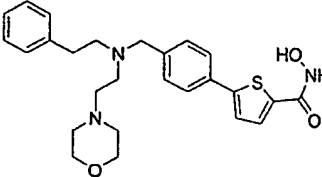
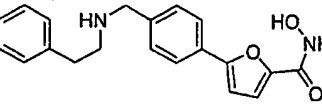
Table 2. Representative Examples made by methods described in Scheme IV.

Example	Structures	m/z [MH] ⁺	NMR
27		354	^1H NMR (CD ₃ OD): δ 8.56 (m, 1H, -Ar-H), 8.0 (m, 1H), 7.70 (d, J = 8.3 Hz, 2H), 7.53-7.46 (m, 5H), 7.38 (d, J = 3.9 Hz, 1H), 4.27 (s, 2H), 3.46 (t, J = 7.3 Hz, 2H), 3.28 (t, J = 7.1 Hz, 2H); ^{13}C NMR (CD ₃ OD) δ 155.2, 146.4, 139.4, 134.1, 130.6, 129.9, 128.6, 125.7, 124.0, 123.7, 122.7, 117.3, 114.4, 49.8, 45.2, 30.8.
28		392	^1H NMR (CD ₃ OD): δ 7.68 (d, J = 8.2 Hz, 2H), 7.51-7.39 (m, 5H), 7.31 (d, J = 8.1 Hz, 1H), 7.12 (s, 1H), 7.06 (m, 1H), 6.98 (m, 1H), 4.19 (s, 2H), 3.31 (t, J = 7.3 Hz, 2H), 3.14 (t, J = 7.4 Hz, 2H)
29		353	^1H NMR (CD ₃ OD): δ 7.78 (br, 1H), 7.70 (d, J = 7.6 Hz, 1H), 7.49-7.19 (m, 9H), 4.23 (s, 2H), 3.25 (m, 2H), 2.98 (t, J = 8.7 Hz, 2H).
30		354	^1H NMR (CD ₃ OD): δ 8.57 (m, 1H), 8.06 (m, 1H), 7.79 (s, 1H), 7.67-

			7.36 (m, 7H), 4.30 (s, 2H), 3.50 (m, 2H), 3.25 (m, 2H).
31		392	¹ H NMR (CD ₃ OD): δ 7.29 (s, 1H), 7.67 (d, J = 7.7 Hz, 1H), 7.49-7.29 (m, 6H), 7.12 (s, 1H, -Ar-H), 7.05 (m, 1H), 6.96 (m, 1H), 4.21 (s, 2H), 3.32(t, J = 7.3 Hz, 2H), 3.14 (t, J = 7.4 Hz, 2H).
32		376	HPLC purity at 254nm: 100%; LC-MS (ESI, positive mode) m/z 379 ([M+H] ⁺); ¹ H NMR (CD ₃ OD) δ 7.86-6.92 (m, 11H, Ar-H), 4.19 (s, 2H), 3.32-3.28 (t, 2H), 3.16-3.12 (t, 2H); ¹³ C NMR (CD ₃ OD) δ 157.3, 154.5, 144.6, 136.3, 130.7, 130.1, 126.1, 108.1, 129.6, 124.3, 122.3, 120.9, 118.2, 116.9, 115.5, 110.6, 107.0, 49.9, 21.3.
33		322	HPLC purity at 254nm: 100%; LC-MS (ESI, positive mode) m/z 323 ([M+H] ⁺); ¹ H NMR (CD ₃ OD) δ 7.88-7.84 (m, 2H, Ar-H), 7.46-7.37 (m, 8H, Ar-H), 7.09 (d, 1H), 6.91-6.90 (d, 1H), 4.20-4.19 (d, 4H); ¹³ C NMR (CD ₃ OD) δ 154.4, 144.7, 131.5, 130.5, 129.9, 128.9 (Ar-C), 129.2, 129.1, 128.9, 125.1, 124.7, 106.9, 50.3, 50.0.
34		337	HPLC purity at 254nm: 99%; LC-MS (ESI, positive mode) m/z 337 ([M+H] ⁺); ¹ H NMR (CD ₃ OD) δ

			7.87-7.23 (m, 9H, Ar-H), 7.19-7.17 (d, 1H), 6.90-6.89 (d, 1H), 4.20 (s, 2H), 2.96-2.92 (t, 2H); ¹³ C NMR (CD ₃ OD) δ 154.0, 144.0, 135.6, 131.4, 130.0 (Ar-C), 129.1, 128.1, 127.7, 126.4, 125.0, 124.8, 106.8, 50.2, 31.3.
35		351	HPLC purity at 254nm: 100%; LC-MS (ESI, positive mode) m/z 351 ([M+H] ⁺); ¹ H NMR (CD ₃ OD) δ 7.84-7.08 (m, 10H, Ar-H), 6.88-6.87 (d, 1H, furan-H), 4.15-4.10 (d, 2H), 3.00-2.96 (t, 2H), 2.65-2.61 (t, 2H), 1.99-1.91 (m, 2H); ¹³ C NMR (CD ₃ OD) δ 154.4, 144.7, 131.5, 130.5, 129.9, 128.9, 129.2, 129.1, 128.9, 125.1, 124.7, 106.9, 50.3, 50.0.
36		353	HPLC purity at 254nm: 100%; LC-MS (ESI, positive mode) m/z 353 ([M+H] ⁺); ¹ H NMR (CD ₃ OD) δ 7.91-7.14 (m, 11H, Ar-H), 4.16 (s, 2H), 2.94-2.91 (t, 2H); ¹³ C NMR (CD ₃ OD) δ 154.5, 139.5, 131.4, 130.0, 99.5, 129.0, 128.9, 127.7, 127.4, 125.5, 124.9, 124.7, 115.2, 106.8, 50.1, 31.6, 26.9.
37		392	HPLC purity at 254nm: 95%; LC-MS (ESI, positive mode) m/z 392 ([M+H] ⁺); ¹ H NMR (CD ₃ OD) δ 7.83-6.91 (m, 11H, Ar-H), 4.15 (s, 2H), 3.27 (t, 2H), 3.09 (t, 2H); ¹³ C NMR (CD ₃ OD) δ 140.9, 136.4, 135.6, 108.1, 99.5, 129.7, 126.7, 125.9, 124.9, 122.2, 120.8, 118.1, 116.9, 110.6, 49.9, 21.3.

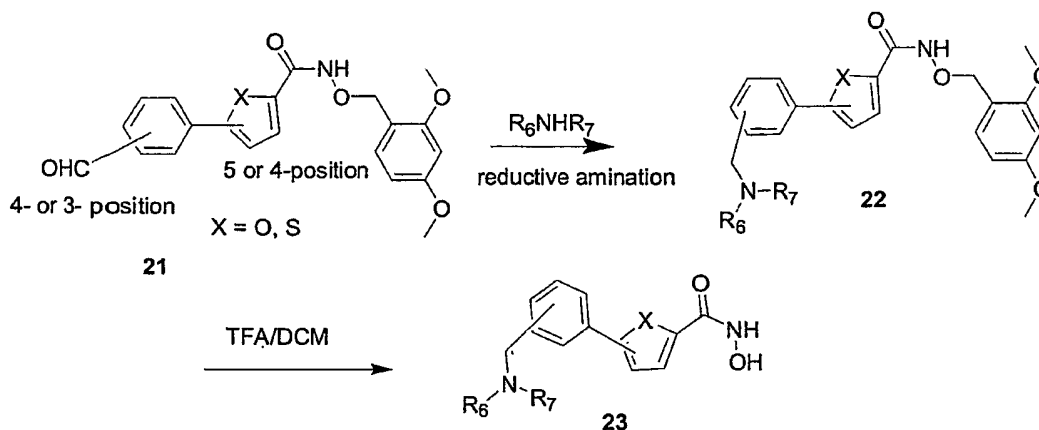
38		436	¹ H NMR (CD ₃ OD): δ 7.63 (d, <i>J</i> = 8.1 Hz, 2H), 7.5 (s, 1H), 7.4 (m, 3H), 7.30 (d, <i>J</i> = 8.0 Hz, 1H), 7.26 (d, <i>J</i> = 8.1 Hz, 2H), 7.11 (s, 1H), 7.00 (t, <i>J</i> = 7.2 Hz, 1H), 6.87 (t, <i>J</i> = 7.1 Hz, 1H), 4.11 (s, 2H), 3.90 (m, 2H), 3.41 (m, 4H), 3.20 (m, 2H).
39		397	¹ H NMR (CD ₃ OD): δ 7.76 (m, 3H), 7.56-7.43 (m, 3H), 7.28-7.18 (m, 5H), 4.48 (s, 2H), 3.87 (br, 2H), 3.39-3.29 (m, 4H), 3.07 (m, 2H)
40		436	¹ H NMR (CD ₃ OD): δ 7.69 (br, 1H), 7.64-7.60 (m, 1H), 7.50-7.48 (m, 1H), 7.38-7.23 (m, 6H), 7.23 (s, 1H), 7.09-7.01 (m, 1H), 6.98-6.89 (m, 1H), 4.52-4.41 (br, 2H), 3.90 (br, 2H), 3.48-3.37 (m, 4H), 3.20 (m, 2H).
41		466	¹ H NMR (CD ₃ OD): δ 7.82 (s, 1H, -Ph-H), 7.68 (d, <i>J</i> = 6.2 Hz), 7.50-7.44 (m, 3H), 7.37 (d, <i>J</i> = 3.8 Hz, 1H), 7.27-7.15 (m, 5H), 4.32 (s, 2H), 3.69 (br, 4H), 3.43-3.34 (m, 4H), 3.28-3.24 (m, 2H), 3.05-3.00 (m, 6H)
42		397	¹ H NMR (CD ₃ OD): δ 7.85 (s, 1H), 7.76 (d, <i>J</i> = 6.8 Hz), 7.53-7.42 (m, 3H), 7.41 (d, <i>J</i> = 3.8 Hz, 1H), 7.27-7.15 (m, 5H), 4.53 (s, 2H), 3.89 (br, 2H), 3.39-3.29 (m, 4H), 3.08 (m, 2H)

43		326	$^1\text{H NMR (CD}_3\text{OD): } \delta$ 8.66 (d, J = 6.7Hz, 2H), 7.97 (d, J = 6.5 Hz, 2H), 7.45 (s, 1H), 7.21 (d, J = 3.9 Hz, 1H), 7.00 (t, J = 7.9 Hz, 1H), 6.91 (d, J = 7.6 Hz, 1H), 6.79 (s, 1H), 6.52-6.50 (m, 1H), 4.66 (s, 2H)
44		325	$^1\text{H NMR (CD}_3\text{OD): } \delta$ 7.47 (br, 1H), 7.35-7.09 (m, 7H), 7.05 (s, 1H), 6.78-6.76 (m, 1H), 4.38 (s, 2H)
45		466	$^1\text{H NMR (CD}_3\text{OD): } \delta$ 7.67 (d, J = 67.4 Hz, 2H), 7.61-7.41 (m, 3H), 7.36 (d, J = 3.6 Hz, 1H), 7.31-7.15 (m, 5H), 4.34 (s, 2H), 3.76 (br, 4H), 3.47-3.43 (m, 4H), 3.28-3.24 (m, 2H), 3.08 (br, 6H)
46		337	HPLC purity at 254nm: 100%; $^1\text{H NMR (CD}_3\text{OD) } \delta$ 7.83 (d, 2H, J = 8.4 Hz), 7.47 (d, 2H, J = 8.4 Hz), 7.24 (t, 2H, J = 6.2 Hz), 7.19-7.16 (m, 3H), 7.07 (br d, 1H, J = 3.2 Hz), 6.89 (d, 1H, J = 3.6 Hz), 4.17 (s, 2H), 3.20 (m, 2H), 2.93 (dd, 2H, J = 8.6, 2.8 Hz); $^{13}\text{C NMR (CD}_3\text{OD) } \delta$ 157.19, 154.5, 144.6, 135.7, 130.7, 130.2, 129.6, 128.1, 127.7, 126.4, 124.3, 115.4, 107.0, 50.1, 31.3; $^1\text{H NMR (DMSO-}d_6) \delta$ 11.22 (s, 1H), 9.10 (s, 1H), 8.88 (s, 1H), 7.90 (d, 2H, J = 8.3 Hz), 7.51 (d, 2H, J = 8.4 Hz), 7.28 (tt-like, 2H, J = 6.9, 1.0 Hz), 7.20 (td like, 2H, J = 7.5, 1.2 Hz), 7.19 (d, 2H, J = 8.3 Hz), 7.09 and 7.07 (each d, 1H, AB system, J = 3.6 Hz), 4.16 (s, 2H), 3.12 (m, 2H), 2.88 (m, 2H).

SYNTHESIS OF BIARYL LINKED HYDROXAMATES BY PARALLEL SYNTHESIS

The synthetic method of Scheme IV could also be used for parallel synthesis. Instead of using methyl ester, a protected hydroxamate (21) was used for reductive amination with amine R_6NHR_7 (Scheme V). After TFA cleavage, the final products (23) were purified by reverse phase HPLC.

Scheme V

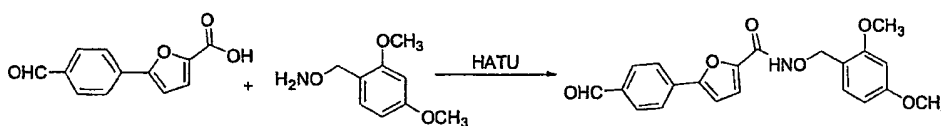


10

The protected hydroxamates (21) could be synthesized by the methods described in INTERMEDIATE 2 and INTERMEDIATE 3.

15 INTERMEDIATE 2

Preparation of 5-(4-Formyl-phenyl)-furan-2-carboxylic acid (2,4-dimethoxy-benzyloxy)-amide



20 O-(7-Azabenzotriazol-1-yl)-N,N,N',N'-tetramethyluronium hexafluorophosphate (HATU, 6.6 g) and 5-(4-Formyl-phenyl)-furan-2-carboxylic acid (3.14 g, was made by method analogous to INTERMEDIATE 1, but using appropriate starting material and the methyl ester was hydrolysed to the acid) were added to the solution of O-(2,4-Dimethoxy-benzyloxy)-hydroxylamine (2.64 g) and DIEA (6.26 mL) in DMF (60 mL) at 0°C , and stirred at the same temperature for about 1h. After the TLC showing the substances disappeared, saturated sodium bicarbonate was added to the reaction mixture, and stirred for additional

25 1h, worked up to give a yellow oil. The oil was dissolved in small amount of THF, then

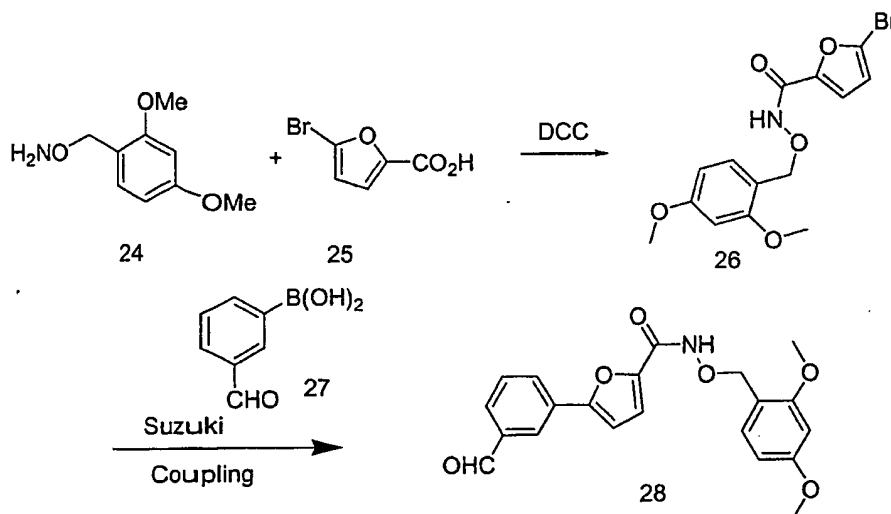
diluted with water (the oil appeared again), under vigorous stirring ether was added, the oil solidified soon. The solid was filtered and washed with water and ether. The solid was recrystallized from methanol/ether to give 3.8 g of 5-(4-Formyl-phenyl)-furan-2-carboxylic acid (2,4-dimethoxy-benzyloxy)-amide.

5

INTERMEDIATE 3

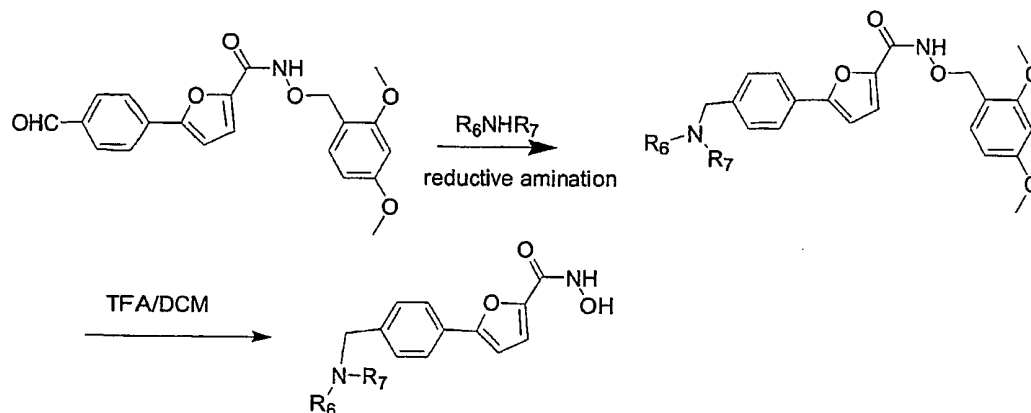
Preparation of 5-(3-Formyl-phenyl)-furan-2-carboxylic acid (2,4-dimethoxy-benzyloxy)-amide

- 10 The title compound was made by method analogous to INTERMEDIATE 2. Alternatively, it was also made by the following method. The acid (25) which was made by method analogous to INTERMEDIATE 1, was reacted with protected hydroxylamine (24) by using N, N'-Dicyclohexylcarbodiimide (DCC) as coupling reagent. The resulting bromide (26) was used for Suzuki coupling to give the title compound (28).



Parallel synthesis of 5-(4-(substituted aminomethyl-phenyl)-furan-2-carboxylic acid hydroxyamide

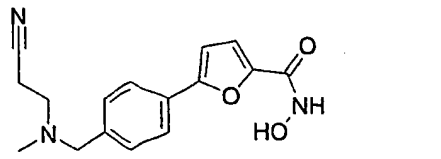
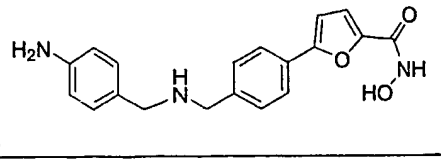
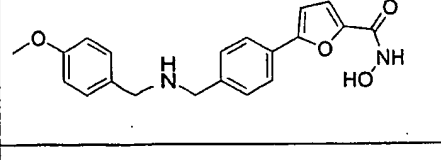
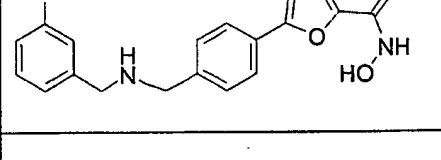
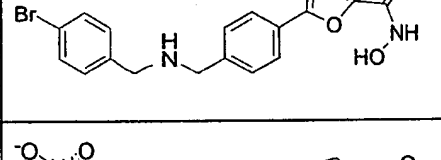
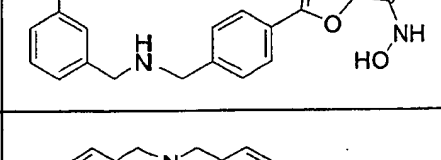
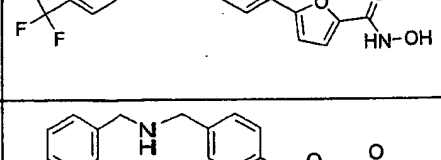

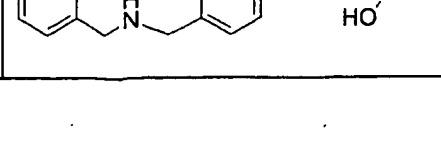
Scheme VI



- 5-(4-Formyl-phenyl)-furan-2-carboxylic acid (2,4-dimethoxy-benzyloxy)-amide was reacted
- 5 individually with 48 different amines (R_6NHR_7 , 2 eq.) in DCM:MeOH (1:1), $NaBH_3CN$ (1.5 eq.) and AcOH (1 eq.) overnight by using a 96-well plate. The organic solvent was removed by blowing the vial with nitrogen gas. The vials contained residue were added 95% TFA in DCM for cleavage (rt, 1h). The solutions were dried and the residues were purified by high-throughput mass-dependent (reverse-phase HPLC) purification system
- 10 (HTP). 45 compounds were collected.

Table 3. Examples made by parallel synthesis

Compound	Structure	LC-MS (M+H)	Chemical Name
L01		233	5-(4-Aminomethyl-phenyl)-furan-2-carboxylic acid hydroxyamide
L02		317	5-(4-[(Tetrahydro-furan-2-ylmethyl)-amino]-methyl)-phenyl)-furan-2-carboxylic acid hydroxyamide
L03		273	5-(4-Cyclopropylaminomethyl-phenyl)-furan-2-carboxylic acid hydroxyamide
L04		273	5-(4-Azetidin-1-ylmethyl-phenyl)-furan-2-carboxylic acid hydroxyamide

L05		300	5-(4-[(2-Cyano-ethyl)-methyl-amino]-methyl)-phenyl)-furan-2-carboxylic acid hydroxyamide
L06		338	5-{4-[(4-Amino-benzylamino)-methyl]-phenyl}-furan-2-carboxylic acid hydroxyamide
L07		353	5-{4-[(4-Methoxy-benzylamino)-methyl]-phenyl}-furan-2-carboxylic acid hydroxyamide
L08		357	5-{4-[(3-Chloro-benzylamino)-methyl]-phenyl}-furan-2-carboxylic acid hydroxyamide
L09		402	5-{4-[(4-Bromo-benzylamino)-methyl]-phenyl}-furan-2-carboxylic acid hydroxyamide
L10		368	5-{4-[(3-Nitro-benzylamino)-methyl]-phenyl)-furan-2-carboxylic acid hydroxyamide
L11		391	5-{4-[(4-Trifluoromethyl-benzylamino)-methyl]-phenyl)-furan-2-carboxylic acid hydroxyamide
L12		407	5-{4-[(3-Trifluoromethoxy-benzylamino)-methyl]-phenyl)-furan-2-carboxylic acid hydroxyamide
L13		351	5-{4-[(2,3-Dimethyl-benzylamino)-methyl]-phenyl)-furan-2-carboxylic acid hydroxyamide

L14		367	5-(4-((Benzo[1,3]dioxol-5-ylmethyl)-amino)-methyl)-phenyl)-furan-2-carboxylic acid hydroxyamide
L15		413	5-{4-[(3,4,5-Trimethoxybenzylamino)-methyl]-phenyl}-furan-2-carboxylic acid hydroxyamide
L16		392	5-{4-[(2,3-Dichlorobenzylamino)-methyl]-phenyl}-furan-2-carboxylic acid hydroxyamide
L17		392	5-{4-[(2,4-Dichlorobenzylamino)-methyl]-phenyl}-furan-2-carboxylic acid hydroxyamide
L18		338	5-{4-[(2-Pyridin-2-yl-ethylamino)-methyl]-phenyl}-furan-2-carboxylic acid hydroxyamide
L19		411	5-(4-[[2-(4-Ethoxy-3-methoxy-phenyl)-ethylamino]-methyl]-phenyl)-furan-2-carboxylic acid hydroxyamide
L20		413	5-(4-[[2-(4-Hydroxy-3,5-dimethoxy-phenyl)-ethylamino]-methyl]-phenyl)-furan-2-carboxylic acid hydroxyamide
L21		324	5-(4-[[Pyridin-3-ylmethyl]-amino]-methyl)-phenyl)-furan-2-carboxylic acid hydroxyamide
L22		324	5-(4-[[Pyridin-4-ylmethyl]-amino]-methyl)-phenyl)-furan-2-carboxylic acid

			hydroxyamide
L23		304	5-4-[(2-Dimethylaminoethylamino)-methyl]-phenyl)-furan-2-carboxylic acid hydroxyamide
L24		318	5-4-[(3-Dimethylaminopropylamino)-methyl]-phenyl)-furan-2-carboxylic acid hydroxyamide
L25		330	5-4-[(2-Pyrrolidin-1-ylethylamino)-methyl]-phenyl)-furan-2-carboxylic acid hydroxyamide
L26		344	5-4-[(3-Pyrrolidin-1-ylpropylamino)-methyl]-phenyl)-furan-2-carboxylic acid hydroxyamide
L27		344	5-4-[(2-Piperidin-1-ylethylamino)-methyl]-phenyl)-furan-2-carboxylic acid hydroxyamide
L28		346	5-4-[(2-Morpholin-4-ylethylamino)-methyl]-phenyl)-furan-2-carboxylic acid hydroxyamide
L29		360	5-4-[(3-Morpholin-4-ylpropylamino)-methyl]-phenyl)-furan-2-carboxylic acid hydroxyamide
L30		318	5-4-[(3-Morpholin-4-ylpropylamino)-methyl]-phenyl)-furan-2-carboxylic acid hydroxyamide
L31		332	5-4-[(3-Dimethylaminopropyl)-methyl-amino]-methyl)-phenyl)-furan-2-carboxylic acid

			hydroxyamide
L32		332	5-(4-((2-Dimethylamino)ethyl)-ethyl-amino)-methyl-phenyl-furan-2-carboxylic acid hydroxyamide
L33		346	5-(4-((2-Diethylamino)ethyl)-methyl-amino)-methyl-phenyl-furan-2-carboxylic acid hydroxyamide
L34		317	5-[4-(3-Hydroxy-piperidin-1-yl)methyl]-phenyl-furan-2-carboxylic acid hydroxyamide
L35		317	5-[4-(4-Hydroxy-piperidin-1-yl)methyl]-phenyl-furan-2-carboxylic acid hydroxyamide
L36		344	5-[4-(4-Acetyl-piperazin-1-yl)methyl]-phenyl-furan-2-carboxylic acid hydroxyamide
L37		406	5-[4-[4-(2,3-Dimethyl-phenyl)-piperazin-1-ylmethyl]-phenyl]-furan-2-carboxylic acid hydroxyamide
L38		305	5-(4-[(4-Hydroxy-butylamino)-methyl]-phenyl)-furan-2-carboxylic acid hydroxyamide
L39		319	(S)-5-[4-[(1-Hydroxymethyl)-2-methyl-propylamino)-methyl]-phenyl)-furan-2-carboxylic acid hydroxyamide

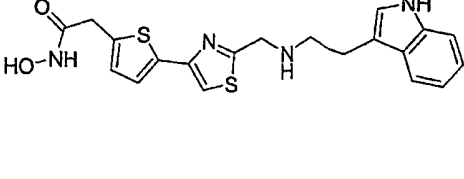
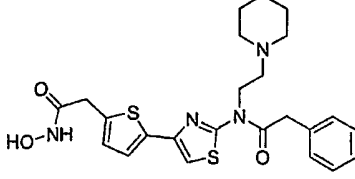
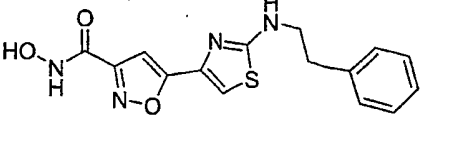
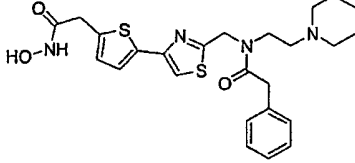
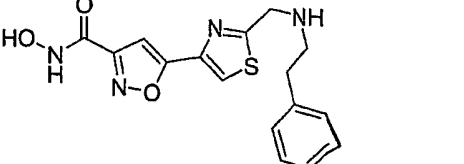
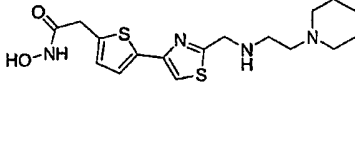
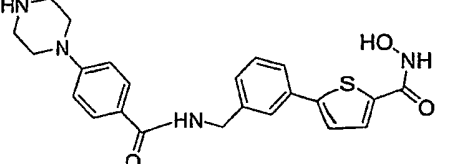
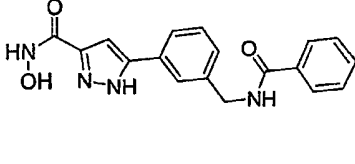
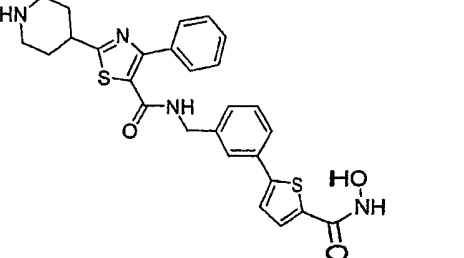
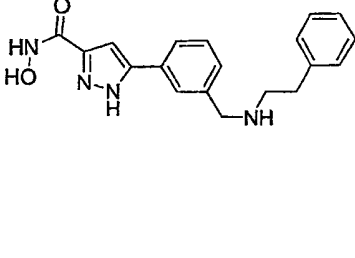
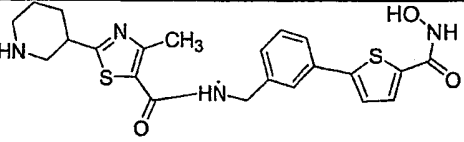
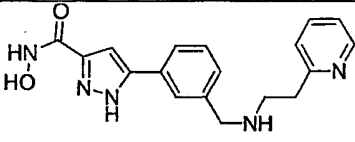
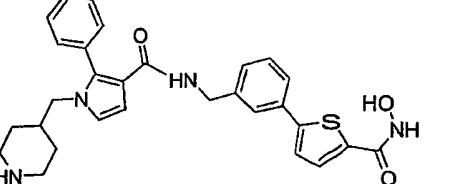
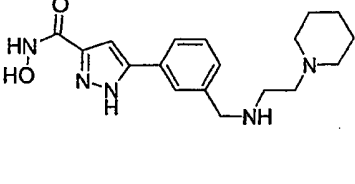
L40		333	(R)-5-{4-[(1-Hydroxymethyl-3-methyl-butylamino)-methyl]-phenyl}-furan-2-carboxylic acid hydroxyamide
L41	^(Rac) 	353	5-{4-[(2-Hydroxy-1-phenylethylamino)-methyl]-phenyl}-furan-2-carboxylic acid hydroxyamide
L42		332	5-{4-[(2-Diethylaminoethylamino)-methyl]-phenyl}-furan-2-carboxylic acid hydroxyamide
L43		346	5-{4-[(3-Diethylaminopropylamino)-methyl]-phenyl}-furan-2-carboxylic acid hydroxyamide
L44		332	5-{4-[(4-Dimethylaminobutylamino)-methyl]-phenyl}-furan-2-carboxylic acid hydroxyamide
L45		341	5-{4-[(3-Imidazol-1-ylpropylamino)-methyl]-phenyl}-furan-2-carboxylic acid hydroxyamide

By methods analogous to those disclosed above [as described in Schemes (I to VI) and examples (1 to 46)] and by varying the starting materials used in the synthesis, a wide variety of compounds of Formula (I) could be prepared, including, but not limited to, those

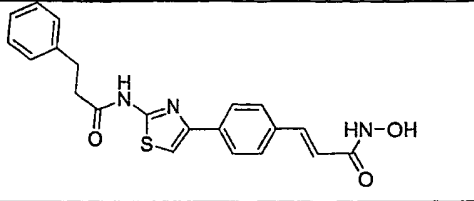
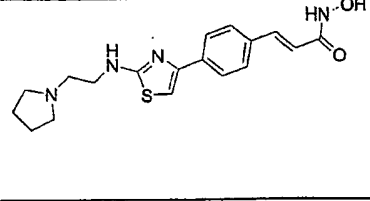
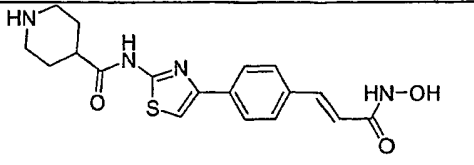
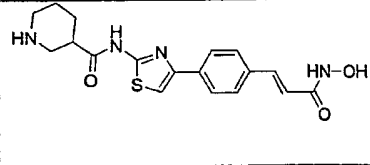
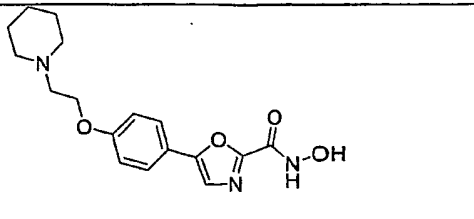
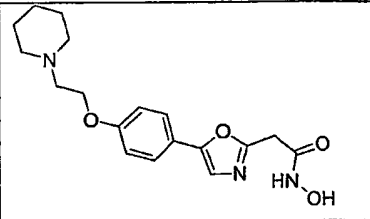
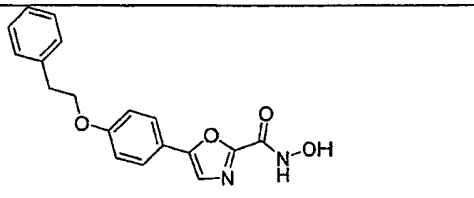
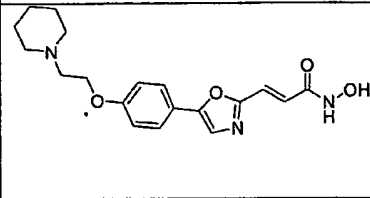
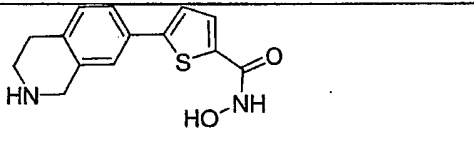
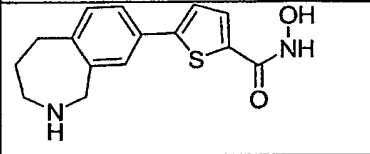
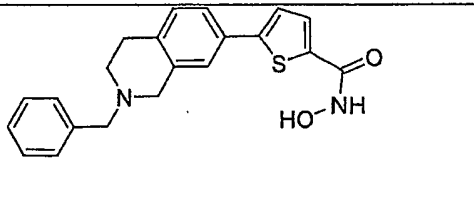
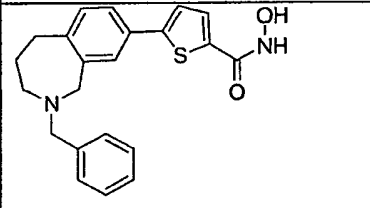
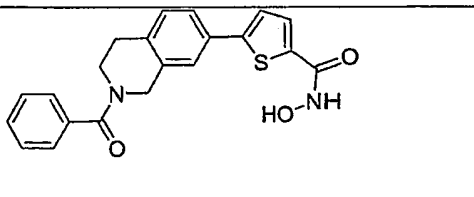
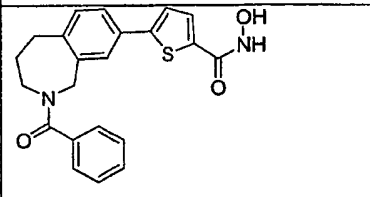
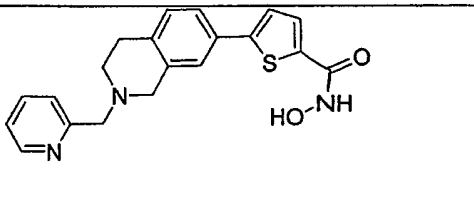
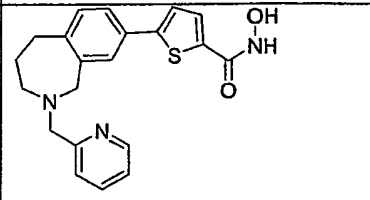
5 in Table 4.

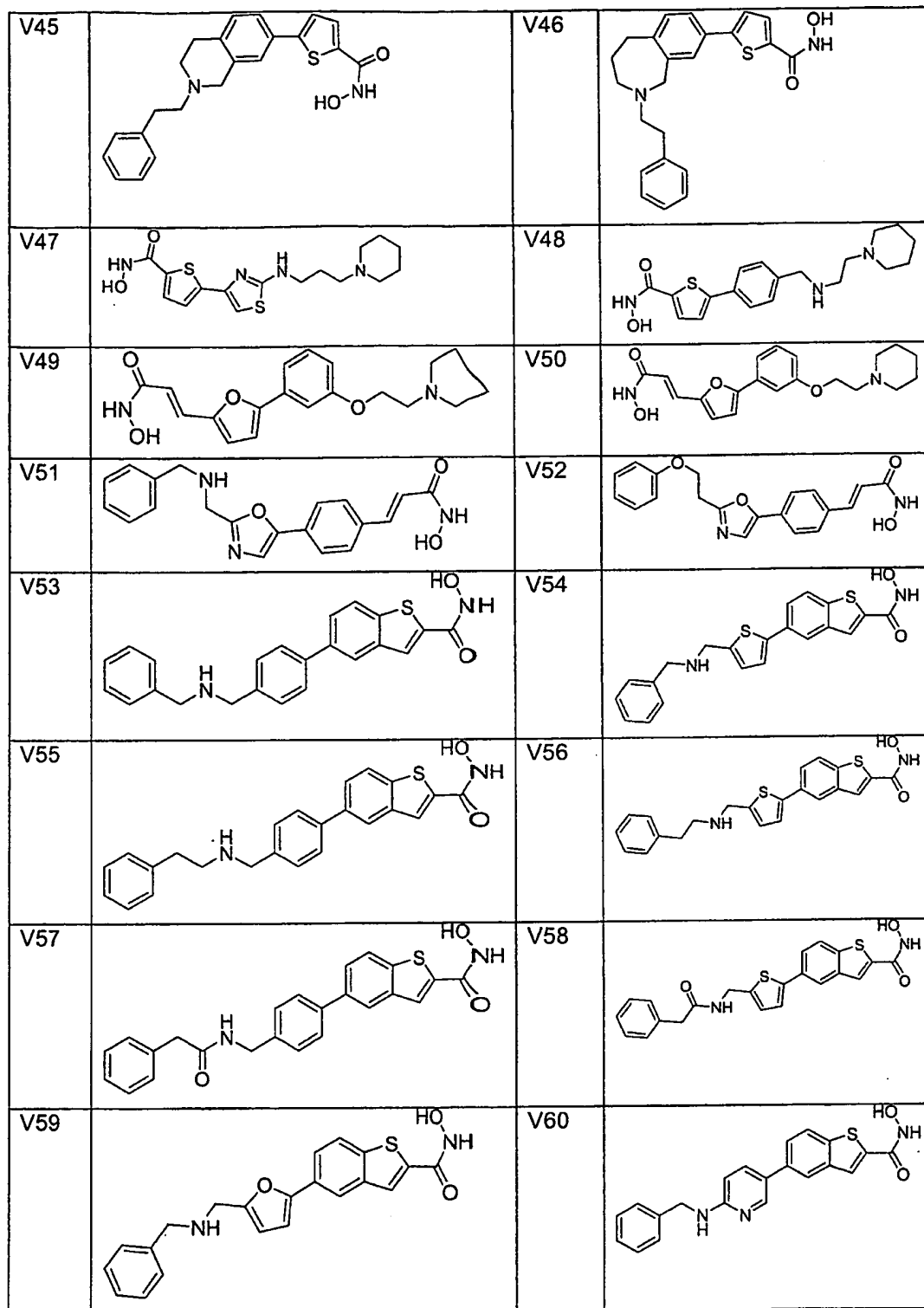
Table 4.

No.	Structure	No.	Structure
-----	-----------	-----	-----------

V1		V2	
V3		V4	
V5		V6	
V7		V8	
V9		V10	
V11		V12	
V13		V14	

V15		V16	
V17		V18	
V19		V20	
V21		V22	
V23		V24	
V25		V26	
V27		V28	

V29		V30	
V31		V32	
V33		V34	
V35		V36	
V37		V38	
V39		V40	
V41		V42	
V43		V44	



V61		V62	
V63		V64	
V65		V66	
V67		V68	
V69		V70	
V71		V72	
V73		V74	
V75		V76	
V77		V78	

BIOLOGICAL TESTING AND ENZYME ASSAYS

5 Recombinant GST-HDAC1 and GST-HDAC-8 Protein expression and purification

Human cDNA library was prepared using cultured SW620 cells. Amplification of human HDAC1 and HDAC8 coding region from this cDNA library was cloned separately into the baculovirus expression pDEST20 vector and pFASTBAC vector respectively (GATEWAY Cloning Technology, Invitrogen Pte Ltd). The pDEST20-HDAC1 and pFASTBAC-HTGST-HDAC8 constructs were confirmed by DNA sequencing. Recombinant baculovirus was prepared using the Bac-To-Bac method following the manufacturer's instruction (Invitrogen Pte Ltd). Baculovirus titer was determined by plaque assay to be about 10^8 PFU/ml.

Expression of GST-HDAC1 or HTGST-HDAC8 was done by infecting SF9 cells (Invitrogen Pte Ltd) with pDEST20-HDAC1 or pFASTBAC-GST-HDAC8 baculovirus at MOI=1 for 48 h. Soluble cell lysate was incubated with pre-equilibrated Glutathione Sepharose 4B beads (Amersham) at 4°C for 2 h. The beads were washed with PBS buffer for 3 times. The GST-HDAC1 protein or GST-HDAC8 protein was eluted by elution buffer containing 50 mM Tris, pH8.0, 150mM NaCl, 1% Triton X-100 and 10mM or 20mM reduced Glutathione. The purified GST-HDAC1 protein or purified GST-HDAC8 protein was dialyzed with HDAC storage buffer containing 10mM Tris, pH7.5, 100mM NaCl and 3mM MgCl₂. 20% Glycerol was added to purified GST-HDAC1 protein or purified GST-HDAC8 before storage at -80°C.

25 In vitro HDAC assay for determination of IC₅₀ values

The assay has been carried out in 96 well format and the BIOMOL fluorescent-based HDAC activity assay has been applied. The reaction composed of assay buffer, containing 25 mM Tris pH 7.5, 137 mM NaCl, 2.7 mM KCl, 1 mM MgCl₂, 1 mg/ml BSA, tested compounds, 500 nM HDAC8 enzyme or 600 nM HDAC1 enzyme, 200 μM *Flur de lys* p53 peptide substrate for HDAC8 enzyme or 500 μM *Flur de lys* generic substrate for HDAC1 enzyme and subsequently was incubated at room temperature for 2 h. *Flur de lys* Developer was added and the reaction was incubated for 10 min. Briefly, deacetylation of the substrate sensitizes it to the developer, which then generates a fluorophore. The fluorophore is excited with 360 nm light and the emitted light (460 nm) is detected on a fluorometric plate reader (Tecan Ultra Microplate detection system, Tecan Group Ltd.).

The analytical software, Prism 3.0® (GraphPad Software Inc) has been used to generate IC_{50} from a series of data. The HDAC enzyme inhibition results of representative compounds are shown in Table 5.

5 Table 5. HDAC enzyme inhibition activities of representative examples

Compound	HDAC1 Enzyme Activity, IC_{50} (μ M)	HDAC8 Enzyme Activity, IC_{50} (μ M)
Example 1	>100	0.041
Example 6	2.78	0.040
Example 8	2.76	0.089
Example 10	>100	0.14
Example 15	1.13	0.29
Example 16	0.70	0.038
Example 17	1.40	0.34
Example 18	>100	0.35
Example 23	0.51	0.10
Example 26	0.066	0.016
Example 27	0.20	0.12
Example 28	0.015	0.014
Example 29	0.087	0.026
Example 30	0.22	0.050
Example 31	0.017	0.008
Example 44	1.42	0.11

Cell-based proliferation assay for determination of GI_{50} values

- 10 Three different cancer cell lines were obtained from ATCC: Human colon cancer cell line (Colo205), human breast cancer cell lines (MDA-MB435), and human lung cancer cell line (NCI-H522). Colo205 cells and NCI-H522 were cultivated in RPMI 1640 containing 2 mM

L-Glutamine, 5% FBS, 1.0 mM Na Pyruvate. MDA-MB435 cells were cultivated in DMEM containing 2 mM L-Glutamine, 5% FBS. Colo205 cells were seeded in 96-wells plate at 2000 and 5000 cells per well respectively. MDA-MB435 and NCI-H522 cells were seeded in 96-wells plate at 6000 cells per well. The plates were incubated at 37°C, 5% CO₂, for 24 h. Cells were treated with compounds at various concentrations for 96 h. Cell growth was then monitored using cyquant cell proliferation assay (Invitrogen Pte Ltd). Dose response curves were plotted to determine GI₅₀ values for the compounds using XL-fit (ID Business Solution, Emeryville, CA).

The cellular or growth inhibition activity results of representative compounds are shown in Table 6. These data indicate that compounds in this invention are active in inhibition of tumor cell growth. In addition, representative compounds have also demonstrated their ability to inhibit growth in other types of cancer cell lines including lung cancer cell lines (e.g. A549), prostate cancer cell line (e.g. PC3), leukemia cell line (e.g. HL-60), lymphoma cell line (e.g. Ramos) and pancreatic cancer cell line (MIAPaCA2) (data not shown).

Table 6. Cellular activities (GI₅₀, μM) of representative examples

Compound	NCI H552	MDA-MB435	Colo205
Example 1	2.36		12.07
Example 9	3.01		5.47
Example 23	13.30	4.46	7.72
Example 26		2.66	1.86
Example 27		1.49	2.39

Histone H3, H4 and H2A acetylation assay

A hallmark of histone deacetylase (HDAC) inhibition is the increase in the acetylation level of histones. Histone acetylation, including H3, H4 and H2A can be detected by immunoblotting (western-blot). Colo205 cells, approximately 1.5 x10⁶ cells/ 10 cm dish, were seeded in the previously described medium, cultivated for 24 h and subsequently treated with HDAC inhibitory agents at 0.1, 1, 5 and 10 μM final concentration. After 24 h, cells were harvested and lysed according to the instruction from Sigma Mammalian Cell Lysis Kit. The protein concentration was quantified using BCA method (Sigma Pte Ltd). The protein lysate was separated using 4-12% bis-tris SDS-PAGE gel (Invitrogen Pte Ltd) and was transferred onto PVDF membrane (BioRad Pte Ltd). The membrane was probed separately using primary antibody specific for acetylated H3, acetylated H4 or acetylated H2A (Upstate Pte Ltd). The detection antibody, goat anti rabbit antibody conjugated with horse radish peroxidase (HRP) was used according to the manufacturing instruction

(Pierce Pte Ltd). After removing the detection antibody from the membrane, an enhanced chemiluminescent substrate for detection of HRP (Pierce Pte Ltd) was added onto the membrane. After removing the substrate, the membrane was exposed to an X-ray film (Kodak) for 1 sec – 20 mins. The X-ray film was developed using the X-ray film processor.

5 The density of each band observed on the developed film could be analysed using UVP Bioimaging software (UVP, Inc, Upland, CA). The values were then normalized against the density of actin in the corresponding samples to obtain the expression of the protein.

The results of histone deacetylase assay are shown in Table 7.

10

Table 7. Effect of representative examples on accumulation of acetylated histone

Compound	Histone 3 acetylation	Histone 4 acetylation
Example 1	Active (after 48 hrs)	
Example 23	Active	Active
Example 26	Active	Active
Example 27	Active	Active
Example 30	Active	Active

"Active" means accumulation of acetylated histone was observed when compared with control (without compound).

15

These data demonstrate that compounds in this invention inhibit histone deacetylases, thereby resulting in accumulation of acetylated histones.

20 **Apoptosis assays**

In various therapies such as for proliferative disorders like cancer, the selective induction of apoptosis in proliferating cells such as tumor cells is one of the desirable approaches, and can be mediated by treatment with various anti-proliferative compounds [Blagosklonny MV, Oncogene, 23(16): 2967 (2004); Kaufmann and Earnshaw, Exp Cell Res. 256(1): 42-9 (2000)]. Programmed cell death or apoptosis is the cellular response to stress factors such as DNA damage introduced during conventional anti-cancer treatment. The concerted sequence of events during apoptosis, clearly differentiate this pathway from a non-coordinated form of cell death called necrosis. During the course of apoptosis, characteristic phenotypical cellular changes occur, which include the condensation of chromatin, the shrinkage of cells and finally the fragmentation of chromosomal DNA. One of the very early change caused by apoptotic events occurs in the phospholipids bilayer of

25

30

the plasma membrane. The phospholipid phosphatidylserine is translocated from the inner to the outer side of the plasma-membrane and, as a result, is exposed to the extracellular space. One way of detecting early apoptotic cells is to determine the amount of phosphatidyl-serine at the extracellular side of the plasma-membrane which is accomplished by the standard flow cytometric method of Annexin V staining. The phospholipids recognizing protein Annexin V binds with high affinity to these inverted and exposed phosphatidyl-serines.

The ability of the compounds in this invention to induce apoptosis was tested in Ramos Burkitt -lymphoma cells. This cell line is one of the gold standard cell lines commonly used as a tissue culture model for B cell lymphoma. Representative compounds as indicated below were added to 80,000 cells per 500 μ l growth medium (RPMI1640 medium supplemented with 2 mM L-Glutamine, 10% heat-inactivated FBS, 1mM Na-Pyruvate and 10 mM HEPES) in 24 well format at various concentrations. Two days after the start of treatment, cells were collected and subjected to the Annexin V staining protocol following the instructions of the manufacturer (BD Biosciences). By using propidium iodide (PI) as a viability control, cells that stain positive for Annexin V, but negative for PI, are undergoing apoptosis. The percentage of cells in late apoptosis after treatment as shown in Table 8 was derived from a standard flow cytometry (FACS) analysis [Steensma et al, Methods Mol Med 85:323-32 (2003)]. Table 8 below shows the percentage of late apoptotic cells 48h after treatment with 10 μ M of the representative compounds of this invention.

Table 8. Apoptosis induced in a cancer cell line by representative examples

Compound	% cells in late apoptosis (Ramos)
Example 1	76
Example 8	74
Example 16	90
Example 44	82
3'-(Phenylacetylamino-methyl)-biphenyl-4-carboxylic acid hydroxyamide	89

In addition, selected compounds are tested for their ability to induce apoptosis in HL-60 cells which is an acute promyelocytic leukemia cell line (data not shown). As the results shown above indicate, the compounds disclosed in this invention can be used to treat cancers including hematologic malignancies (e.g. lymphoma and leukemia).

5

In vivo Xenograft Tumor Study

In data not shown, selected compounds were tested for maximal tolerated dose in normal mice and were found to be well tolerated by the mice with no obvious signs of toxicity or side effects in the dose range applied (which can be > 100 mg/kg/day).

10

The efficacy of the compounds of the invention can then be determined using *in vivo* animal xenograft studies. The animal xenograft model is one of the most commonly used *in vivo* cancer models.

15

In these studies Female athymic nude mice (Harlan), 12-14 weeks of age would be implanted subcutaneously in the flank with 5×10^6 cells of HCT116 or with 1×10^6 cells of Colo205 human colon carcinoma suspended in 50% Matrigel. When the tumor reaches the size 100 mm^3 , the xenograft nude mice would be paired-match into various treatment groups. The selected HDAC inhibitors would be dissolved in appropriate vehicles, such as 10%DMA/10% Cremophore/80%water and administered to xenograft nude mice intraperitoneally by daily for 14 days. The dosing volume will be 0.2-ml/20g mouse. Paclitaxol, used as positive control, will be prepared for intravenous administration in 10%Ethanol/10% Cremophore/80%water. The dosing volume for Paclitaxol will be 0.015-ml/g mouse. Tumor volume will be calculated every second day of post injection using the formula: Tumor volume (mm^3) = $(w^2 \times l)/2$, where w = width and l = length in mm of an HCT116 or Colo205 carcinoma [Beverly AT, in Tumor Models in Cancer Research, published by Humana Press, New Jersey, 593-612, 2002]. Compounds in this invention that are tested would show significant reduction in tumor volume relative to controls treated with vehicle only. The activity of histone deacetylase when measured shall be reduced and results in accumulation of acetylated histone relative to vehicle treated control group. The result will therefore indicate that compounds in this invention are efficacious in treating a proliferative disorder such as cancer.

20

25

30

The details of specific embodiments described in this invention are not to be construed as limitations. Various equivalents and modifications may be made without departing from

35

the essence and scope of this invention, and it is understood that such equivalent embodiments are part of this invention.

5

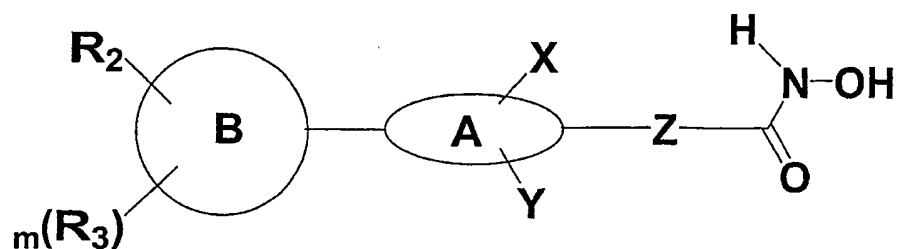
10

15

20

What is claimed is:

1. A compound of the Formula (I)



Formula (I)

wherein

- 5
- Z is a single bond or a C₁-C₄ hydrocarbon chain containing no more than 1 double or triple bond, optionally substituted with one or more substituents independently selected from the group consisting of C₁-C₄ alkyl;
- 10
- A is an aromatic ring selected from the group consisting of optionally substituted arylene and optionally substituted heteroarylene, wherein A is not benzimidazole and when Z is a single bond then A is not selected from the group consisting of phenylene and six-membered heteroarylene containing 3 or less than 3 nitrogens;
- 15
- B is an aromatic ring selected from the group consisting of optionally substituted aryl, optionally substituted arylene, optionally substituted heteroaryl and optionally substituted heteroarylene and wherein A and B can not both be phenylene and wherein when Z is a single bond then B is not a bicyclic aryl or bicyclic heteroaryl;
- 20
- wherein A and B are connected via a carbon-carbon bond;
- R₂ is selected from the group consisting of halogen, alkyl, alkenyl, alkynyl, haloalkyl, haloalkenyl, heteroalkyl, cycloalkyl, cycloalkenyl, heterocycloalkyl, heterocycloalkenyl, aryl, heteroaryl, cycloalkylalkyl, heterocycloalkylalkyl, arylalkyl,
- 25
- heteroarylalkyl, arylalkenyl, cycloalkylheteroalkyl, heterocycloalkylheteroalkyl, heteroarylheteroalkyl, arylheteroalkyl, hydroxy, hydroxyalkyl, alkoxy, alkoxyalkyl, alkoxyaryl, alkenyloxy, alkynyloxy, cycloalkylkoxy, heterocycloalkyloxy, aryloxy, heteroaryloxy, arylalkyloxy, amino, alkylamino, aminoalkyl, acylamino, arylamino, phenoxy, benzyloxy, COOH, COOR₄, SH, CONHR₄, NHR₄, -(CH₂)_nNHCOR₄, NHCOR₄,
- 30
- NHCOOR₄, NHCONHR₄, C(=NOH)₄, NHSOR₄, NHSO₂R₄, -(CH₂)_n-NR₆R₇, alkoxycarbonyl,

alkylaminocarbonyl, sulfonyl, alkylsulfonyl, alkylsulfinyl, arylsulfonyl, arylsulfinyl, aminosulfonyl, aminosulfinyl, SR₄ and acyl each of which may optionally be substituted, provided that R₂ does not contain the moiety NHCONHCO or NHCONHSO₂;

R₃ is selected from the group consisting of H, halogen, alkyl, alkenyl, alkynyl, haloalkyl, haloalkenyl, heteroalkyl, cycloalkyl, cycloalkenyl, heterocycloalkyl, heterocycloalkenyl, aryl, heteroaryl, cycloalkylalkyl, heterocycloalkylalkyl, arylalkyl, heteroarylalkyl, arylalkenyl, cycloalkylheteroalkyl, heterocycloalkylheteroalkyl, heteroarylheteroalkyl, arylheteroalkyl, hydroxy, hydroxyalkyl, alkoxy, alkoxyalkyl, alkoxyaryl, alkenyloxy, alkynyloxy, cycloalkylkoxy, heterocycloalkyloxy, aryloxy, heteroaryloxy, arylalkyloxy, amino, alkylamino, aminoalkyl, acylamino, arylamino, phenoxy, benzyloxy, COOH, COOR₄, SH, CONHR₄, NHR₄, -(CH₂)_nNHCOR₄, NHCOR₄, NHCOOR₄, NHCONHR₄, C(=NOH)R₄, NHSOR₄, NHSO₂R₄, -(CH₂)_n-NR₆R₇, alkoxycarbonyl, alkylaminocarbonyl, sulfonyl, alkylsulfonyl, alkylsulfinyl, arylsulfonyl, arylsulfinyl, aminosulfonyl, aminosulfinyl, SR₄ and acyl; each of which may optionally be substituted provided that R₃ does not contain the moiety NHCONHCO or NHCONHSO₂;

or R₂ and R₃ together with portion of ring B may form a non-aromatic ring fused to B;

X and Y are the same or different and are independently selected from the group consisting of H, halogen, -CN, -NO₂, -CF₃, -OCF₃, alkyl, alkenyl, alkynyl, haloalkyl, haloalkenyl, haloalkynyl, heteroalkyl, cycloalkyl, cycloalkenyl, heterocycloalkyl, heterocycloalkenyl, heteroaryl, hydroxy, hydroxyalkyl, alkoxy, alkoxyalkyl, alkoxyaryl, alkoxyheteroaryl, alkenyloxy, alkynyloxy, cycloalkyloxy, cycloalkenyloxy, heterocycloalkyloxy, heterocycloalkenyloxy, aryloxy, heteroaryloxy, arylalkyl, heteroarylalkyl, arylalkyloxy, amino, alkylamino, acylamino, aminoalkyl, arylamino, sulfonylamino, sulfinylamino, sulfonyl, alkylsulfonyl, arylsulfonyl, aminosulfonyl, aminoalkyl, alkoxyalkyl, -COOH, -C(O)OR₄, -COR₄, -SH, -SR₄, -OR₄, acyl and -NR₆R₇ each of which may be optionally substituted;

each R₄ is independently selected from the group consisting of H, alkyl, alkenyl, alkynyl, haloalkyl, heteroalkyl, cycloalkyl, heterocycloalkyl, aryl, heteroaryl, cycloalkylalkyl, heterocycloalkylalkyl, arylalkyl, heteroarylalkyl and acyl each of which may be optionally substituted;

each R₆ and R₇ is independently selected from the group consisting of H, alkyl, alkenyl, alkynyl, haloalkyl, heteroalkyl, cycloalkyl, heterocycloalkyl, aryl, heteroaryl,

cycloalkylalkyl, heterocycloalkylalkyl, arylalkyl, heteroarylalkyl and acyl; each of which may be optionally substituted;

each R_8 and R_9 is independently selected from the group consisting of H, alkyl, alkenyl, alkynyl, haloalkyl, heteroalkyl, cycloalkyl, heterocycloalkyl, aryl, heteroaryl, cycloalkylalkyl, heterocycloalkylalkyl, arylalkyl, heteroarylalkyl and acyl; each of which may be optionally substituted;

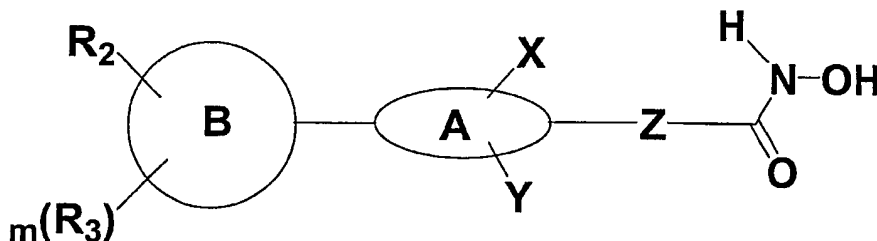
n is an integer from 0 to 6,

10

m is an integer from 0 to 4;

or a pharmaceutically acceptable salt or prodrug thereof.

15 2. A compound according to claim 1 having the Formula (Ia)



Formula (Ia)

wherein

20 Z is a single bond or a C_1 - C_4 hydrocarbon chain which may contain 0 to 1 double or triple bonds, unsubstituted or substituted with one or more substituents independently selected from the group consisting of C_1 - C_4 alkyl;

A is an aromatic ring selected from the group consisting of optionally substituted arylene and optionally substituted heteroarylene, wherein A is not benzimidazole and when Z is a single bond then A is not selected from the group consisting of phenylene and six-membered heteroarylene containing 3 or less than 3 nitrogens;

B is an aromatic ring selected from the group consisting of optionally substituted aryl, optionally substituted arylene, optionally substituted heteroaryl and optionally

30

substituted heteroarylene and wherein A and B can not both be phenylene and wherein when Z is a single bond then B is not a bicyclic aryl or bicyclic heteroaryl;

wherein A and B are connected via a carbon-carbon bond;

5

R_2 is selected from C_1 - C_{10} alkyl, alkenyl, heteroalkyl, haloalkyl, alkynyl, aryl, cycloalkyl, heterocycloalkyl, heteroaryl, C_4 - C_9 heterocycloalkylalkyl, cycloalkylalkyl (e.g., cyclopropylmethyl), arylalkyl (e.g. benzyl), heteroarylalkyl (e.g. pyridylmethyl), hydroxyl, hydroxyalkyl, alkoxy, amino, alkylamino, aminoalkyl, acylamino, phenoxy, alkoxyalkyl, benzyloxy, alkylsulfonyl, arylsulfonyl, aminosulfonyl, $-C(O)OR_4$, $-C(O)OH$, $-SH$, $-CONHR_4$, $-NHCONHR_4$, $C(=NOH)R_4$, $-C(O)C(O)OR_4$, $C(O)CONHR_4$, $CON(R_5)OR_4$, $COCON(R_4)OR_4$, $NHCOR_4$, and acyl; each of the above is unsubstituted or optionally substituted with one or more substituents independently selected from the group consisting of: halogen; =O; =S; -CN; and $-NO_2$; and alkyl, alkenyl, heteroalkyl, haloalkyl, alkynyl, aryl, cycloalkyl, heterocycloalkyl, heteroaryl, hydroxyl, hydroxyalkyl, alkoxy, alkylamino, aminoalkyl, acylamino, phenoxy, alkoxyalkyl, benzyloxy, alkylsulfonyl, arylsulfonyl, aminosulfonyl, $-C(O)OR_5$, $-C(O)OH$, $-SH$, $-C(O)C(O)OR_5$, $C(O)CONHR_5$, $CON(R_5)OR_5$, $COCON(R_5)OR_5$, $NHCOR_5$, and acyl; wherein R_2 does not contain the moiety $NHCONHCO$ or $NHCONHSO_2$;

20

R_3 is selected from H, C_1 - C_{10} alkyl, alkenyl, heteroalkyl, haloalkyl, alkynyl, aryl, cycloalkyl, heterocycloalkyl, heteroaryl, C_4 - C_9 heterocycloalkylalkyl, cycloalkylalkyl (e.g., cyclopropylmethyl), arylalkyl (e.g. benzyl), heteroarylalkyl (e.g. pyridylmethyl), hydroxyl, hydroxyalkyl, alkoxy, amino, alkylamino, aminoalkyl, acylamino, phenoxy, alkoxyalkyl, benzyloxy, alkylsulfonyl, arylsulfonyl, aminosulfonyl, $-C(O)OR_4$, $-C(O)OH$, $-SH$, $-CONHR_4$, $-NHCONHR_4$, $C(=NOH)R_4$, $-C(O)C(O)OR_4$, $C(O)CONHR_4$, $CON(R_5)OR_4$, $COCON(R_4)OR_4$, $NHCOR_4$, and acyl; each of the above is unsubstituted or optionally substituted with one or more substituents independently selected from the group consisting of: halogen; =O; =S; -CN; and $-NO_2$; and alkyl, alkenyl, heteroalkyl, haloalkyl, alkynyl, aryl, cycloalkyl, heterocycloalkyl, heteroaryl, hydroxyl, hydroxyalkyl, alkoxy, alkylamino, aminoalkyl, acylamino, phenoxy, alkoxyalkyl, benzyloxy, alkylsulfonyl, arylsulfonyl, aminosulfonyl, $-C(O)OR_5$, $-C(O)OH$, $-SH$, $-C(O)C(O)OR_5$, $C(O)CONHR_5$, $CON(R_5)OR_5$, $COCON(R_5)OR_5$, $NHCOR_5$, and acyl; wherein R_3 does not contain the moiety $NHCONHCO$ or $NHCONHSO_2$;

35

or R_2 and R_3 together with portion of ring B may form a non-aromatic ring fused to B;

X and Y are the same or different and independently selected from the group consisting of: H, halo, C₁-C₄ alkyl, such as CH₃ and CF₃, NO₂, OR₄, SR₄, C(O)R₅, CN, and NR₈ R₉;

5

R₄ is selected from H, C₁-C₄ alkyl, heteroalkyl, aryl, heteroaryl, acyl;

R₅ is selected from H, C₁-C₄ alkyl;

10

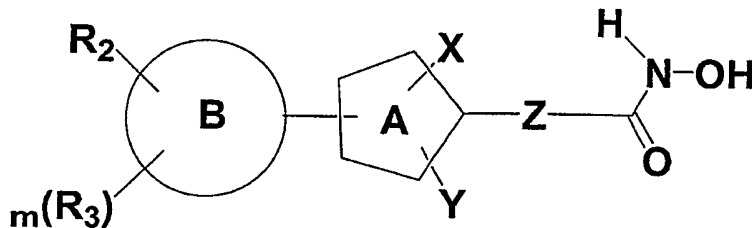
R₈ and R₉ are the same or different and independently selected from the group consisting of H, C₁-C₆ alkyl, C₄-C₉ cycloalkyl, C₄-C₉ heterocycloalkyl, aryl, heteroaryl, arylalkyl, and heteroarylalkyl;

m is an integer from 0 to 4;

15

or a pharmaceutically acceptable salt or prodrug thereof.

3. A compound according to claim 1 or 2 having the Formula (Ib)



Formula (Ib)

20 wherein

Z is a single bond or a C₁-C₄ hydrocarbon chain which may contain 0 to 1 double bond or triple bond, unsubstituted or substituted with one or more substituents independently selected from the group consisting of C₁-C₄ alkyl;

25

A is an optionally substituted five-membered heteroarylene;

B is an aromatic ring which is selected from the group consisting of optionally substituted aryl, optionally substituted arylene or optionally substituted heteroaryl or optionally substituted heteroarylene; wherein when Z is a single bond then B is not a bicyclic aryl or bicyclic heteroaryl;

30

wherein A and B are connected via a carbon-carbon bond;

R₂ is selected from the group consisting of halogen, alkyl, alkenyl, alkynyl,
5 haloalkyl, haloalkenyl, heteroalkyl, cycloalkyl, cycloalkenyl, heterocycloalkyl,
heterocycloalkenyl, aryl, heteroaryl, cycloalkylalkyl, heterocycloalkylalkyl, arylalkyl,
heteroarylalkyl, arylalkenyl, cycloalkylheteroalkyl, heterocycloalkylheteroalkyl,
heteroarylheteroalkyl, arylheteroalkyl, hydroxy, hydroxyalkyl, alkoxy, alkoxyalkyl,
alkoxyaryl, alkenyloxy, alkynyloxy, cycloalkylkoxy, heterocycloalkyloxy, aryloxy,
10 heteroaryloxy, arylalkyloxy, amino, alkylamino, aminoalkyl, acylamino, arylamino,
phenoxy, benzyloxy, COOH, COOR₄, SH, CONHR₄, NHR₄, -(CH₂)_nNHCOR₄, NHCOR₄,
NHCOOR₄, NHCONHR₄, C(=NOH)R₄, NHSOR₄, NHSO₂R₄, -(CH₂)_nNR₆R₇, alkoxycarbonyl,
alkylaminocarbonyl, sulfonyl, alkylsulfonyl, alkylsulfinyl, arylsulfonyl, arylsulfinyl,
aminosulfonyl, aminosulfinyl, SR₄ and acyl; each of which may optionally be substituted,
15 wherein R₂ does not contain the moiety NHCONHCO or NHCONHSO₂;

R₃ is selected from the group consisting of H, halogen, alkyl, alkenyl, alkynyl,
haloalkyl, haloalkenyl, heteroalkyl, cycloalkyl, cycloalkenyl, heterocycloalkyl,
heterocycloalkenyl, aryl, heteroaryl, cycloalkylalkyl, heterocycloalkylalkyl, arylalkyl,
20 heteroarylalkyl, arylalkenyl, cycloalkylheteroalkyl, heterocycloalkylheteroalkyl,
heteroarylheteroalkyl, arylheteroalkyl, hydroxy, hydroxyalkyl, alkoxy, alkoxyalkyl,
alkoxyaryl, alkenyloxy, alkynyloxy, cycloalkylkoxy, heterocycloalkyloxy, aryloxy,
heteroaryloxy, arylalkyloxy, amino, alkylamino, aminoalkyl, acylamino, arylamino,
phenoxy, benzyloxy, COOH, COOR₄, SH, CONHR₄, NHR₄, -(CH₂)_nNHCOR₄, NHCOR₄,
25 NHCOOR₄, NHCONHR₄, C(=NOH)R₄, NHSOR₄, NHSO₂R₄, -(CH₂)_nNR₆R₇, alkoxycarbonyl,
alkylaminocarbonyl, sulfonyl, alkylsulfonyl, alkylsulfinyl, arylsulfonyl, arylsulfinyl,
aminosulfonyl, aminosulfinyl, SR₄ and acyl; each of which may optionally be substituted
wherein R₃ does not contain the moiety NHCONHCO or NHCONHSO₂;

30 or R₂ and R₃ together with portion of ring B may form a non-aromatic ring fused to
B;

X and Y are the same or different and are independently selected from the group
consisting of H, halo, C₁-C₄ alkyl, such as CH₃ and CF₃, NO₂, OR₄, SR₄, C(O)R₅, CN, and
35 NR₆, R₉;

R₄ is selected from H, C₁-C₄ alkyl, heteroalkyl, aryl, heteroaryl, acyl;

R_5 is selected from H, C₁-C₄ alkyl;

each R_6 and R_7 is independently selected from the group consisting of H, alkyl, alkenyl,
 5 alkynyl, haloalkyl, heteroalkyl, cycloalkyl, heterocycloalkyl, aryl, heteroaryl, cycloalkylalkyl,
 heterocycloalkylalkyl, arylalkyl, heteroarylalkyl and acyl each of which may be optionally
 substituted;

R_8 and R_9 are the same or different and are independently selected from the group
 10 consisting of H, C₁-C₆ alkyl, C₄-C₉ cycloalkyl, C₄-C₉ heterocycloalkyl, aryl, heteroaryl,
 arylalkyl, heteroarylalkyl;

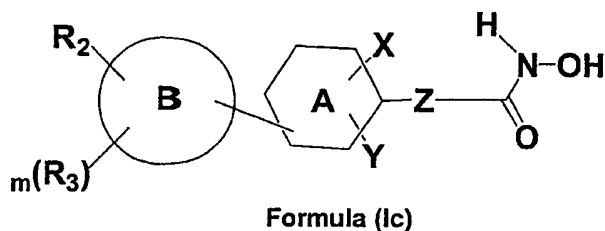
n is an integer from 0 to 6;

15 m is an integer from 0 to 4;

or a pharmaceutically acceptable salt or prodrug thereof.

4. A compound according to claim 1 or 2 having the compound of Formula (Ic):

20



wherein

25 Z is a single bond or a C₁-C₄ hydrocarbon chain which may contain 0 to 1 double
 bond or triple bond, unsubstituted or substituted with one or more substituents
 independently selected from the group consisting of C₁-C₄ alkyl;

A is a six-membered aromatic ring which is selected from the group consisting of
 30 optionally substituted arylene or optionally substituted heteroarylene and when Z is a
 single bond then A is not selected from the group consisting of phenylene and six-
 membered heteroarylene containing 3 or less than 3 nitrogens;

B is an aromatic ring and is attached to the 3rd or 4th position relative to Z of ring A selected from the group consisting of optionally substituted aryl, optionally substituted arylene, optionally substituted heteroaryl and optionally substituted heteroarylene and wherein A and B can not both be phenylene;

5

wherein A and B are connected via a carbon-carbon bond;

R₂ is selected from the group consisting of halogen, alkyl, alkenyl, alkynyl, haloalkyl, haloalkenyl, heteroalkyl, cycloalkyl, cycloalkenyl, heterocycloalkyl, heterocycloalkenyl, aryl, heteroaryl, cycloalkylalkyl, heterocycloalkylalkyl, arylalkyl, heteroarylalkyl, arylalkenyl, cycloalkylheteroalkyl, heterocycloalkylheteroalkyl, heteroarylheteroalkyl, arylheteroalkyl, hydroxy, hydroxyalkyl, alkoxy, alkoxyalkyl, alkoxyaryl, alkenyloxy, alkynyloxy, cycloalkylkoxy, heterocycloalkyloxy, aryloxy, heteroaryloxy, arylalkyloxy, amino, alkylamino, aminoalkyl, acylamino, arylamino, phenoxy, benzyloxy, COOH, COOR₄, SH, CONHR₄, NHR₄, -(CH₂)_nNHCOR₄, NHCOR₄, NHCOOR₄, NHCONHR₄, C(=NOH)R₄, NHSOR₄, NHSO₂R₄, -(CH₂)_n-NR₆R₇, alkoxy carbonyl, alkylaminocarbonyl, sulfonyl, alkylsulfonyl, alkylsulfinyl, arylsulfonyl, arylsulfinyl, aminosulfonyl, aminosulfinyl, SR₄ and acyl; each of which may optionally be substituted, wherein R₂ does not contain the moiety NHCONHCO or NHCONHSO₂;

15
20

R₃ is selected from the group consisting of H, halogen, alkyl, alkenyl, alkynyl, haloalkyl, haloalkenyl, heteroalkyl, cycloalkyl, cycloalkenyl, heterocycloalkyl, heterocycloalkenyl, aryl, heteroaryl, cycloalkylalkyl, heterocycloalkylalkyl, arylalkyl, heteroarylalkyl, arylalkenyl, cycloalkylheteroalkyl, heterocycloalkylheteroalkyl, heteroarylheteroalkyl, arylheteroalkyl, hydroxy, hydroxyalkyl, alkoxy, alkoxyalkyl, alkoxyaryl, alkenyloxy, alkynyloxy, cycloalkylkoxy, heterocycloalkyloxy, aryloxy, heteroaryloxy, arylalkyloxy, amino, alkylamino, aminoalkyl, acylamino, arylamino, phenoxy, benzyloxy, COOH, COOR₄, SH, CONHR₄, NHR₄, -(CH₂)_nNHCOR₄, NHCOR₄, NHCOOR₄, NHCONHR₄, C(=NOH)R₄, NHSOR₄, NHSO₂R₄, -(CH₂)_nNR₆R₇, alkoxy carbonyl, alkylaminocarbonyl, sulfonyl, alkylsulfonyl, alkylsulfinyl, arylsulfonyl, arylsulfinyl, aminosulfonyl, aminosulfinyl, SR₄ and acyl; each of which may optionally be substituted wherein R₃ does not contain the moiety NHCONHCO or NHCONHSO₂;

25
30

X and Y are the same or different and independently selected from H, halo, C₁-C₄ alkyl, such as CH₃ and CF₃, NO₂, OR₄, SR₄, C(O)R₅, CN, and NR₈R₉;

35

R₄ is selected from H, C₁-C₄ alkyl, heteroalkyl, aryl, heteroaryl, acyl;

R_5 is selected from H, C₁-C₄ alkyl;

each R_6 and R_7 is independently selected from the group consisting of H, alkyl, alkenyl, alkynyl, haloalkyl, heteroalkyl, cycloalkyl, heterocycloalkyl, aryl, heteroaryl, cycloalkylalkyl, heterocycloalkylalkyl, arylalkyl, heteroarylalkyl and acyl each of which may be optionally substituted;

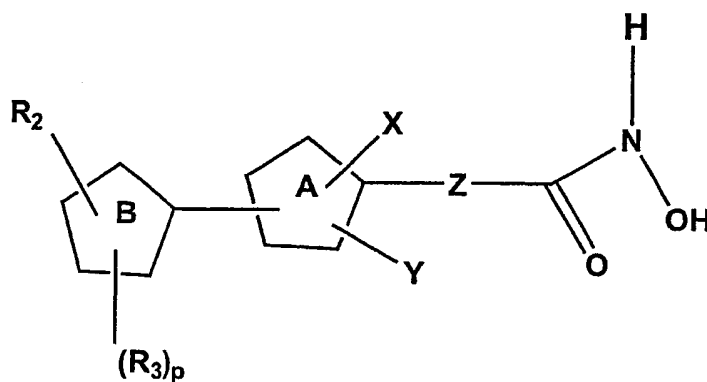
R_8 and R_9 are the same or different and independently selected from H, C₁-C₆ alkyl, C₄-C₉ cycloalkyl, C₄-C₉ heterocycloalkyl, aryl, heteroaryl, arylalkyl, heteroarylalkyl;

n is an integer from 0 to 6;

m is an integer from 0 to 4;

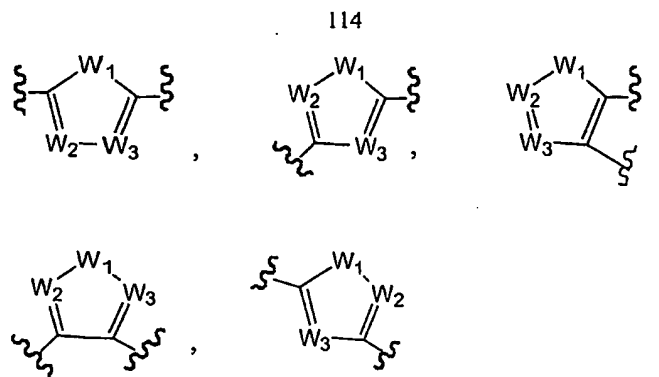
or a pharmaceutically acceptable salt or prodrug thereof.

5. A compound according to claim 1 having the Formula (Id):



Formula (Id)

wherein  is selected from the group consisting of



wherein W₁ is selected from the group consisting of O, S and NH;

W₂ and W₃ are independently selected from the group consisting of N, CX and CY;

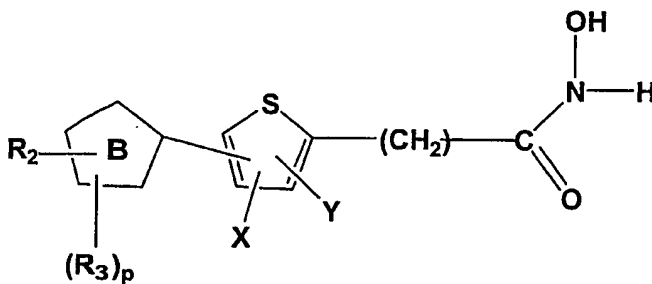
5

p is an integer from 0 to 3,

B is a 5-membered heteroarylene,

10 wherein Z, X, Y, R₂ and R₃ are as described in claim 1, or a pharmaceutically acceptable salt or prodrug thereof.

6. A compound according to claim 1 having the Formula (Ie):



15

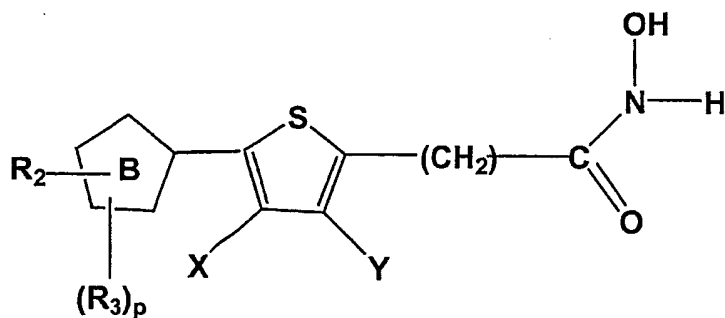
Formula (Ie)

wherein B is a 5-membered heteroarylene, p is an integer from 0 to 3 and X, Y, R₂ and R₃ are the same as in claim 1.

20

7. A compound according to claim 1 having the Formula (If)

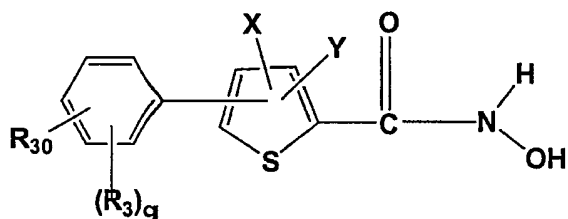
115



Formula (If)

wherein B is a 5-membered heteroaryl, p is an integer from 0 to 3 and X, Y, R₂ and R₃ are the same as in claim 1.

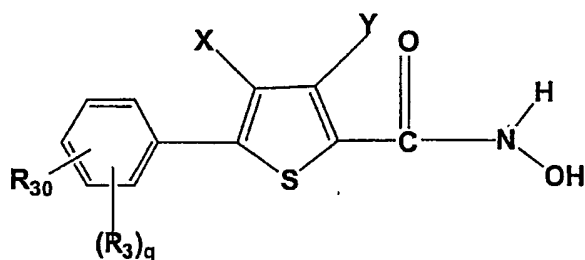
8. A compound according to claim 1 of the Formula (Ig):



Formula (Ig)

wherein q is an integer from 0 to 4 and X, Y, R₂ and R₃ are the same as in claim 1.

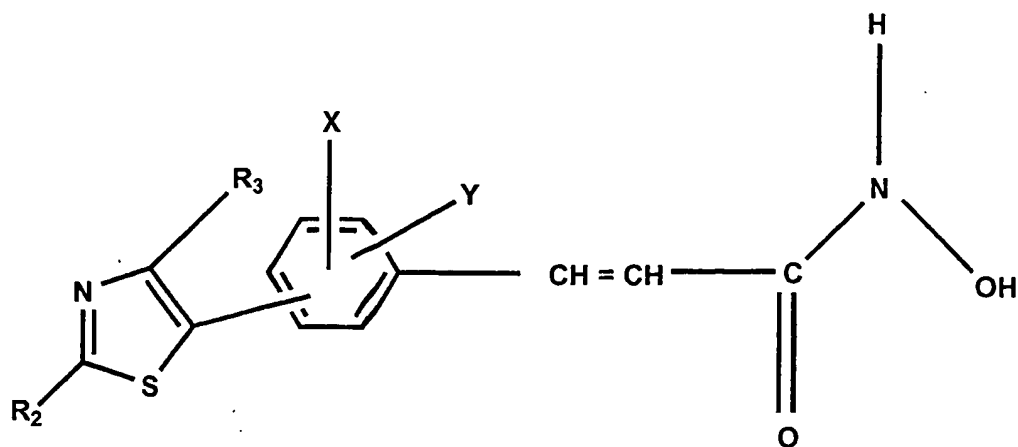
9. A compound according to claim 1 of the Formula (Ih):



Formula (Ih)

wherein q is an integer from 0 to 4 and X, Y, R₂ and R₃ are the same as in claim 1.

10. A compound according to claim 1 of the Formula (Ii):

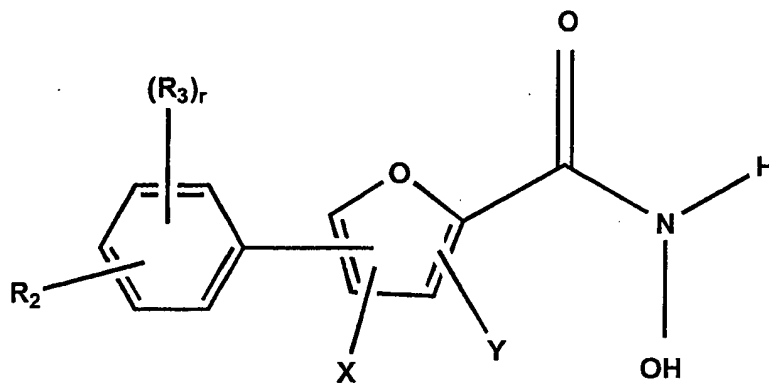


Formula (li)

X, Y, R₂ and R₃ are the same as in claim 1.

5

11. A compound according to claim 1 of the Formula (lj):



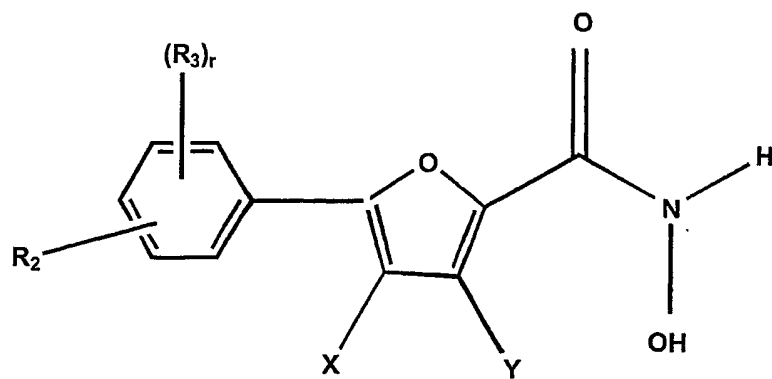
Formula (lj)

10

r is an integer from 0 to 4 and X, Y, R₂ and R₃ are the same as in claim 1.

12. A compound according to claim 1 of the Formula (lk):

117



Formula (Ik)

r is an integer from 0 to 4 and X, Y, R₂ and R₃ are the same as in claim 1.

5

13. A compound according to any one of claims 1 to 3 wherein A is an optionally substituted 5-membered heteroarylene ring.

14. A compound according to any one of claims 1 to 3 or 5 wherein A is an optionally substituted 5-membered heteroarylene ring selected from the group consisting of 2,5-furanylene; 2,4-furanylene; 2,3-furanylene; 3,4-furanylene; 2,5-thiophenylene; 2,4-thiophenylene; 2,3-thiophenylene; 3,4-thiophenylene; 1,2-pyrrolylene; 1,3-pyrrolylene; 1,4-pyrrolylene; 1,5-pyrrolylene; 2,3-pyrrolylene; 2,4-pyrrolylene; 2,5-pyrrolylene; 3,4-pyrrolylene; 2,5-oxazolylene; 2,4-oxazolylene; 4,5-oxazolylene; 2,5-thiazolylene; 2,4-thiazolylene; 4,5-thiazolylene; 1,2-imidazolylene; 1,4-imidazolylene; 1,5-imidazolylene; 2,4-imidazolylene; 2,5-imidazolylene; 4,5-imidazolylene; 1,3-pyrazolylene; 1,4-pyrazolylene; 1,5-pyrazolylene; 3,4-pyrazolylene; 3,5-pyrazolylene; 4,5-pyrazolylene; 3,4-isoxazolylene; 3,5-isoxazolylene; 4,5-isoxazolylene; 3,4-isothiazolylene; 3,5-isothiazolylene; 4,5-isothiazolylene; 4,5-(1,2,3-oxadiazolyl)-ene; 3,5-(1,2,4-oxadiazolyl)-ene; 1,4-(1,2,3-triazolyl)-ene; 1,5-(1,2,3-triazolyl)-ene; 4,5-(1,2,3-triazolyl)-ene; 1,3-(1,2,4-triazolyl)-ene; 1,5-(1,2,4-triazolyl)-ene; 3,5-(1,2,4-triazolyl)-ene; 3,5-(1,2,4-thiadiazolyl)-ene; 2,5-(1,3,4-thiadiazolyl)-ene, and 1,5-tetrazolylene.

15. A compound according to any one of claims 1 to 3 or 5 wherein A is an optionally substituted 5-membered heteroarylene selected from the group consisting of 2,5-thiophenylene; 3,5-isoxazolylene; 3,5-pyrazolylene; 2,5-oxazolylene; 3,5-pyrazolylene; 2,5-furanylene and 2,4-thiophenylene.

16. A compound according to any one of claims 1 to 3 or 5 wherein B is attached to the 3rd or 4th position relative to Z of Ring A.

30

17. A compound according to any one of claims 1, 2 or 4 wherein A is an optionally substituted phenylene or an optionally substituted 6-membered heteroarylene.
- 5 18. A compound according to any one of claims 1 to 7 or 13 to 17 wherein B is an optionally substituted 5-membered heteroarylene.
19. A compound according to any one of claims 1 to 7 or 13 to 18 wherein B is an optionally substituted 5-membered heteroarylene ring selected from the group consisting of 2,5-furanylene; 2,4-furanylene; 2,3-furanylene; 3,4-furanylene; 2,5-thiophenylene; 2,4-thiophenylene; 2,3-thiophenylene; 3,4-thiophenylene; 1,2-pyrrolylene; 1,3-pyrrolylene; 1,4-pyrrolylene; 1,5-pyrrolylene; 2,3-pyrrolylene; 2,4-pyrrolylene; 2,5-pyrrolylene; 3,4-pyrrolylene; 2,5-oxazolylene; 2,4-oxazolylene; 4,5-oxazolylene, 2,5-thiazolylene; 2,4-thiazolylene; 4,5-thiazolylene 1,2-imidazolylene; 1,4-imidazolylene; 1,5-imidazolylene; 2,4-15 imidazolylene; 2,5- imidazolylene; 4,5- imidazolylene 1,3-pyrazolylene; 1,4-pyrazolylene; 1,5-pyrazolylene; 3,4-pyrazolylene; 3,5-pyrazolylene; 4,5-pyrazolylene; 3,4-isoxazolylene; 3,5-isoxazolylene; 4,5-isoxazolylene; 3,4-isothiazolylene; 3,5-isothiazolylene; 4,5-isothiazolylene; 4,5-(1,2,3-oxadiazolyl)-ene; 3,5-(1,2,4-oxadiazolyl)ene; 1,4-(1,2,3-triazolyl)ene; 1,5-(1,2,3-triazolyl)ene; 4,5-(1,2,3-triazolyl)ene; 1,3-(1,2,4-triazolyl)ene; 1,5-20 (1,2,4-triazolyl)ene; 3,5-(1,2,4-triazolyl)ene; 3,5-(1,2,4-thiadiazolyl)ene; 2,5-(1,3,4-thiadiazolyl)ene, and 1,5-tetrazolylene.
20. A compound according to any one of claims 1 to 7 or 13 to 19 wherein B is an optionally substituted 5-membered heteroarylene selected from the group consisting of 2,4-thiazolylene; 4,2-thiazolylene; 1,3-phenylene; 2,5-thiophenylene and 1,4-phenylene.
21. A compound according to any one of claims 1 to 5 wherein Z is a single bond.
22. A compound according to any one of claims 1 to 5 wherein Z is CH₂.
- 30 23. A compound according to any one of claims 1 to 5 wherein Z is CH=CH.
24. A compound according to any one of claims 1 to 23 wherein X and Y are both H.
- 35 25. A compound according to any one of the preceding claims wherein R₂ is independently selected from the group consisting of: -NH₂, -(CH₂)_nNHCOR₄, -NHSO₂R₄, -NR₄, -(CH₂)_nNR₆R₇, arylalkyl and heteroarylalkyl, each of which may be optionally

substituted wherein n is an integer from 0 to 6, and R₄, R₆ and R₇ are as described in claim 1.

26. A compound according to any one of the preceding claims wherein R₂ is selected from the group consisting of R₆R₇N-(CH₂)_n- wherein n is an integer from 1 to 3.

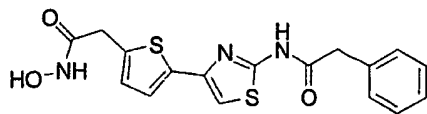
5

27. A compound according to claim 26 wherein R₆ and R₇ are independently selected from the group consisting of:

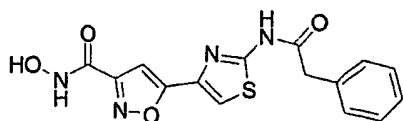
H, cyclopropyl, 2-(4-Hydroxy-3,5-dimethoxy-phenyl)-ethyl, 3-Pyrrolidin-1-yl-propyl, 2-Morpholin-4-yl-ethyl, 3-Morpholin-4-yl-propyl, 2-Dimethylamino-ethyl, 4-[4-(2,3-Dimethyl-phenyl)-piperazin-1-ylmethyl, 3-Imidazol-1-yl-propyl, 3-phenyl-propyl, (2-Hydroxy-ethyl)-phenethyl, 2-Hydroxy-ethyl-2-(1H-indol-3-yl)-ethyl, (2-Morpholin-4-yl-ethyl)-phenethyl, 2-(2-methyl-1H-indol-3-yl)-ethyl, 2-(1H-indol-3-yl)-ethyl, pyridin-3-ylmethyl, 3-hydroxy-propyl, 2-pyridin-2-yl-ethyl, 2-pyridin-3-yl-ethyl, pyridin-3-ylmethyl, 2-pyridin-4-yl-ethyl, benzyl, 3-phenyl-propyl, 2-phenoxy-ethyl, morpholin-4-yl, pyridin-2-yl, phenethyl, 2-(4-bromo-phenyl)-ethyl, 2-(4-fluoro-phenyl)-ethyl, 3-imidazol-1-yl-propyl, 2-(1H-imidazol-4-yl)-ethyl, 1H-Benzoimidazol-2-ylmethyl, 2-piperidin-1-yl-ethyl, 2-pyrrolidin-1-yl-ethyl, 2-cyclohex-1-enyl-ethyl, 2-ethyl-hexyl, 2-thiophen-2-yl-ethyl, 3,3-diphenyl-propyl, 2-biphenyl-4-yl-ethyl, - (4-phenoxy-phenyl, 2-(3-phenoxy-phenyl)-ethyl, 2-(2,3-dimethoxy-phenyl, 2-(2,4-dichloro-phenyl)-ethyl, cyclohexylmethyl, hexyl, isobutyl, 3-isopropoxy-propyl, 2-phenoxy-ethyl, 2-isopropoxy-ethyl, 3-methoxy-benzyl, 4-[1,2,3]thiadiazol-4-yl-benzyl, 2,4-dichloro-benzyl, 2-(2-methoxy-phenyl)-ethyl, 2-(3-fluoro-phenyl)-ethyl, 2-(2-fluoro-phenyl)-ethyl, 2,2-diphenyl-ethyl, 2-(4-methoxy-phenyl)-ethyl, 2-(3-chloro-phenyl)-ethyl, 4-phenyl-butyl, 3-phenyl-propyl, 3,3-diphenyl-propyl, 3-(4-methyl-piperazin-1-yl, 3-morpholin-4-yl-propyl, 3-(2-oxo-pyrrolidin-1-yl)-propyl, 3-pyrrolidin-1-yl-propyl, tetrahydro-furan-2-ylmethyl, 2-diethylamino-ethyl, 2-dimethylamino-ethyl.

25

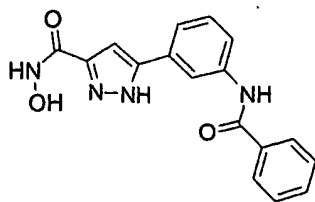
28. A compound according to claim 1 wherein the compound is selected from the group consisting of



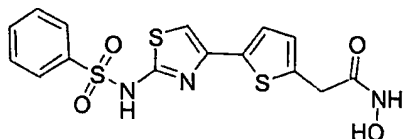
N-Hydroxy-2-[5-(2-phenylacetamino-thiazol-4-yl)-thiophen-2-yl]-acetamide,



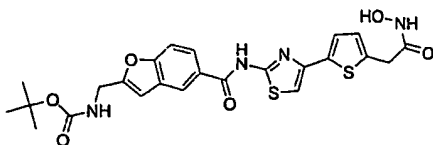
5-(2-Phenylacetamino-thiazol-4-yl)-isoxazole-3-carboxylic acid hydroxyamide,



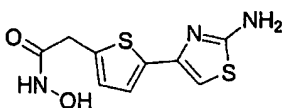
5-(3-Benzoylamino-phenyl)-1H-pyrazole-3-carboxylic acid hydroxyamide,



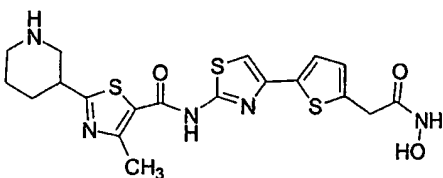
2-[5-(2-Benzenesulfonylamino-thiazol-4-yl)-thiophen-2-yl]-N-hydroxy-acetamide,



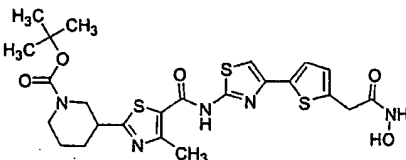
{5-[4-(5-Hydroxycarbamoylmethyl-thiophen-2-yl)-thiazol-2-yl]carbamoyl}-benzofuran-2-ylmethyl-carbamic acid tert-butyl ester,



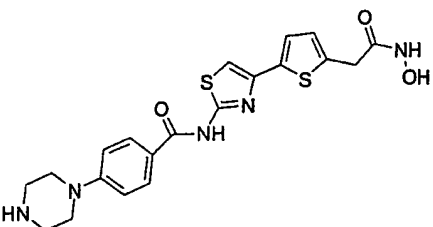
2-[5-(2-Amino-thiazol-4-yl)-thiophen-2-yl]-N-hydroxy-acetamide,



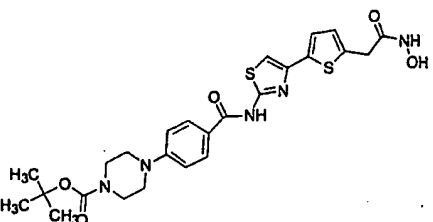
4-Methyl-2-piperidin-3-yl-thiazole-5-carboxylic acid [4-(5-hydroxycarbamoylmethyl-thiophen-2-yl)-thiazol-2-yl]-amide,



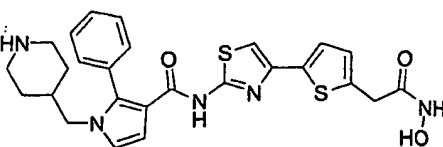
3-[5-[4-(5-Hydroxycarbamoylmethyl-thiophen-2-yl)-thiazol-2-yl]carbamoyl]-4-methyl-thiazol-2-yl]-piperidine-1-carboxylic acid tert-butyl ester,



N-[4-(5-Hydroxycarbamoylmethyl-thiophen-2-yl)-thiazol-2-yl]-4-piperazin-1-yl-benzamide,

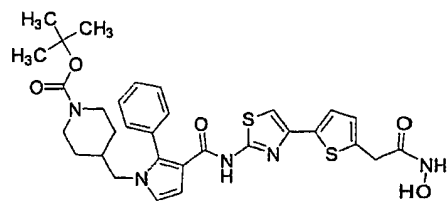


4-[4-(5-Hydroxycarbamoylmethyl-thiophen-2-yl)-thiazol-2-yl]carbamoyl]-phenyl]-piperazine-1-carboxylic acid tert-butyl ester,

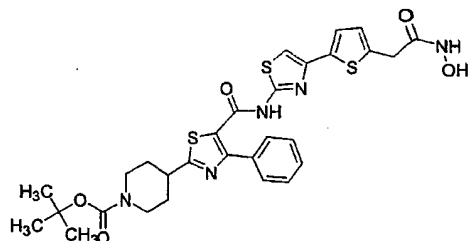


2-Phenyl-1-piperidin-4-ylmethyl-1H-pyrrole-3-carboxylic acid [4-(5-hydroxycarbamoylmethyl-thiophen-2-yl)-thiazol-2-yl]-amide,

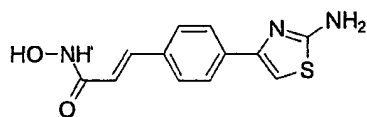
121



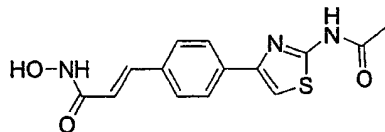
4-{3-[4-(5-Hydroxycarbonylmethyl-thiophen-2-yl)-thiazol-2-ylcarbamoyl]-2-phenyl-pyrrol-1-ylmethyl}-piperidine-1-carboxylic acid tert-butyl ester;



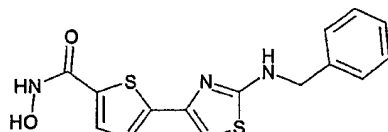
4-{5-[4-(5-Hydroxycarbonylmethyl-thiophen-2-yl)-thiazol-2-ylcarbamoyl]-4-phenyl-thiazol-2-yl}-piperidine-1-carboxylic acid tert-butyl ester,



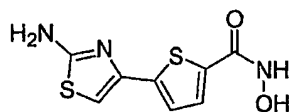
3-[4-(2-Amino-thiazol-4-yl)-phenyl]-N-hydroxy-acrylamide,



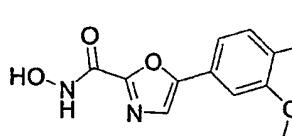
3-[4-(2-Acetylamino-thiazol-4-yl)-phenyl]-N-hydroxy-acrylamide,



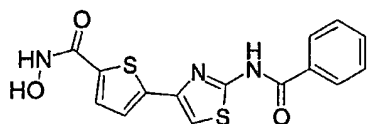
5-(2-Benzylamino-thiazol-4-yl)-thiophene-2-carboxylic acid hydroxyamide,



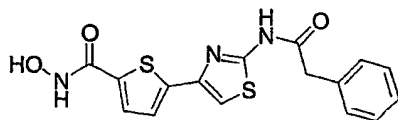
5-(2-Amino-thiazol-4-yl)-thiophene-2-carboxylic acid hydroxyamide,



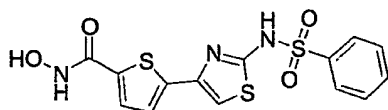
5-(3,4-Dimethoxy-phenyl)-oxazole-2-carboxylic acid hydroxyamide,



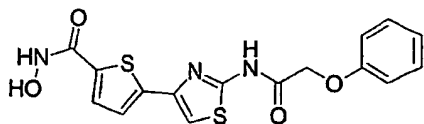
5-(2-Benzoylamino-thiazol-4-yl)-thiophene-2-carboxylic acid hydroxyamide,



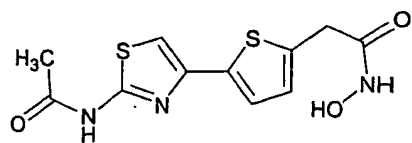
5-(2-Phenylacetylamino-thiazol-4-yl)-thiophene-2-carboxylic acid hydroxyamide,



5-(2-Benzenesulfonylamino-thiazol-4-yl)-thiophene-2-carboxylic acid hydroxyamide,



5-[2-(2-Phenoxy-acetylamino)-thiazol-4-yl]-thiophene-2-carboxylic acid hydroxyamide,

2-[5-(2-Acetylthiazol-4-yl)-thiophen-2-yl]-N-hydroxyacetamide,

Chemical structure of 5-[4-(Phenethylamino-methyl)-phenyl]-thiophene-2-carboxylic acid hydroxyamide, showing a thiophene ring substituted with a hydroxyamide group and a phenyl ring, which is further substituted with a phenethylamino group.

5-[4-(Phenethylamino-methyl)-phenyl]-thiophene-2-carboxylic acid hydroxyamide,

Chemical structure of 5-[3-(Phenethylamino-methyl)-phenyl]-thiophene-2-carboxylic acid hydroxyamide, showing a thiophene ring substituted with a hydroxyamide group and a phenyl ring, which is further substituted with a phenethylamino group.

5-[3-(Phenethylamino-methyl)-phenyl]-thiophene-2-carboxylic acid hydroxyamide,

Chemical structure of 5-[2-(3-Phenylpropylamino)-thiazol-4-yl]-thiophene-2-carboxylic acid hydroxyamide, showing a thiazole ring substituted with a hydroxyamide group and a thiophene ring, which is further substituted with a 3-phenylpropylamino group.

5-[2-(3-Phenylpropylamino)-thiazol-4-yl]-thiophene-2-carboxylic acid hydroxyamide,

Chemical structure of 5-[4-[(2-Pyridin-2-yl-ethylamino)-methyl]-phenyl]-thiophene-2-carboxylic acid hydroxyamide, showing a thiophene ring substituted with a hydroxyamide group and a phenyl ring, which is further substituted with a 2-pyridin-2-yl-ethylamino group.

5-[4-[(2-Pyridin-2-yl-ethylamino)-methyl]-phenyl]-thiophene-2-carboxylic acid hydroxyamide,

Chemical structure of 5-[3-[(2-Pyridin-2-yl-ethylamino)-methyl]-phenyl]-thiophene-2-carboxylic acid hydroxyamide, showing a thiophene ring substituted with a hydroxyamide group and a phenyl ring, which is further substituted with a 2-pyridin-2-yl-ethylamino group.

5-[3-[(2-Pyridin-2-yl-ethylamino)-methyl]-phenyl]-thiophene-2-carboxylic acid hydroxyamide,

Chemical structure of 5-[4-[(2-(1H-Indol-3-yl)-ethylamino)-methyl]-phenyl]-thiophene-2-carboxylic acid hydroxyamide, showing a thiophene ring substituted with a hydroxyamide group and a phenyl ring, which is further substituted with a 2-(1H-indol-3-yl)-ethylamino group.

5-[4-[(2-(1H-Indol-3-yl)-ethylamino)-methyl]-phenyl]-thiophene-2-carboxylic acid hydroxyamide,

Chemical structure of 5-[3-[(2-(1H-Indol-3-yl)-ethylamino)-methyl]-phenyl]-thiophene-2-carboxylic acid hydroxyamide, showing a thiophene ring substituted with a hydroxyamide group and a phenyl ring, which is further substituted with a 2-(1H-indol-3-yl)-ethylamino group.

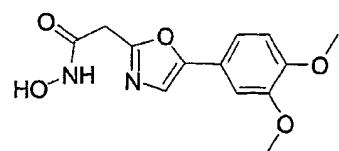
5-[3-[(2-(1H-Indol-3-yl)-ethylamino)-methyl]-phenyl]-thiophene-2-carboxylic acid hydroxyamide,

Chemical structure of 5-(3-Benzenesulfonylamino-phenyl)-1H-pyrazole-3-carboxylic acid hydroxyamide, showing a pyrazole ring substituted with a hydroxyamide group and a phenyl ring, which is further substituted with a benzenesulfonylamino group.

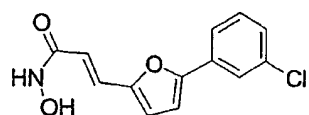
5-(3-Benzenesulfonylamino-phenyl)-1H-pyrazole-3-carboxylic acid hydroxyamide,

Chemical structure of 5-(3-Phenylacetyl-amino-phenyl)-1H-pyrazole-3-carboxylic acid hydroxyamide, showing a pyrazole ring substituted with a hydroxyamide group and a phenyl ring, which is further substituted with a phenylacetyl-amino group.

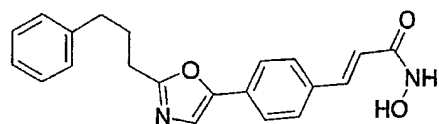
5-(3-Phenylacetyl-amino-phenyl)-1H-pyrazole-3-carboxylic acid hydroxyamide,



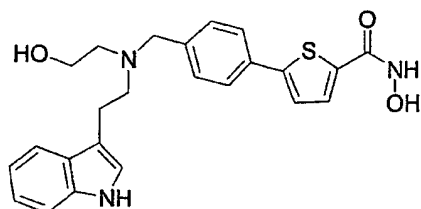
2-[5-(3,4-Dimethoxy-phenyl)-oxazol-2-yl]-N-hydroxy-acetamide



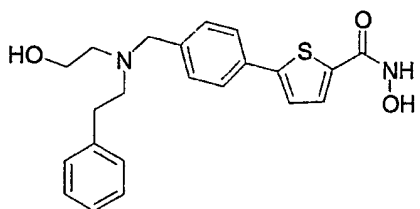
3-[5-(3-Chloro-phenyl)-furan-2-yl]-N-hydroxy-acrylamide,



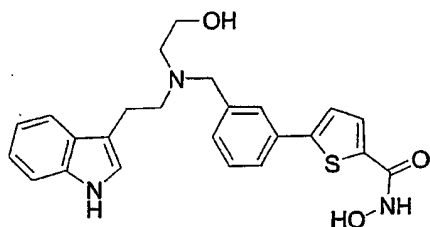
N-Hydroxy-3-{4-[2-(3-phenyl-propyl)-oxazol-5-yl]-phenyl}-acrylamide,



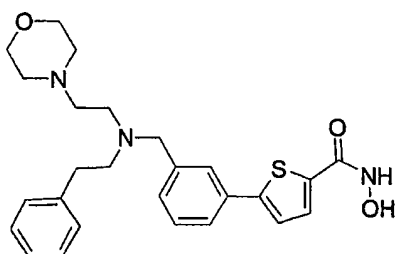
5-[4-(((2-Hydroxy-ethyl)-[2-(1H-indol-3-yl)-ethyl]-amino)-methyl)-phenyl]-thiophene-2-carboxylic acid hydroxyamide,



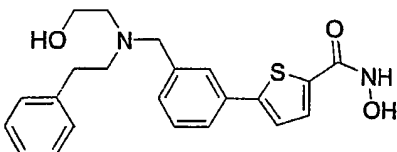
5-(4-(((2-Hydroxy-ethyl)-phenethyl-amino)-methyl)-phenyl)-thiophene-2-carboxylic acid hydroxyamide,



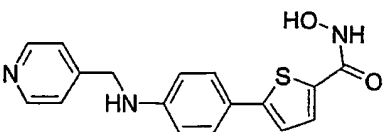
5-[3-(((2-Hydroxy-ethyl)-[2-(1H-indol-3-yl)-ethyl]-amino)-methyl)-phenyl]-thiophene-2-carboxylic acid hydroxyamide,



5-(3-(((2-Morpholin-4-yl)-ethyl)-phenethyl-amino)-methyl)-phenyl)-thiophene-2-carboxylic acid hydroxyamide,

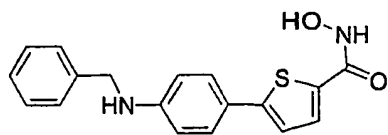


5-(3-(((2-Hydroxy-ethyl)-phenethyl-amino)-methyl)-phenyl)-thiophene-2-carboxylic acid hydroxyamide,

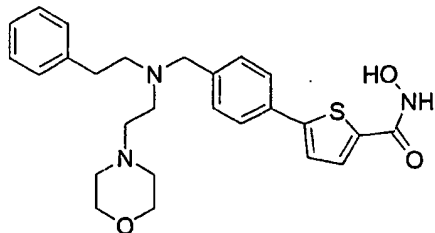


5-[4-((Pyridin-4-ylmethyl)-amino)-phenyl]-thiophene-2-carboxylic acid hydroxyamide,

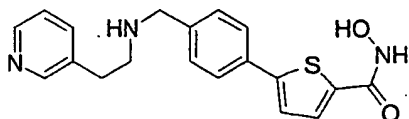
124



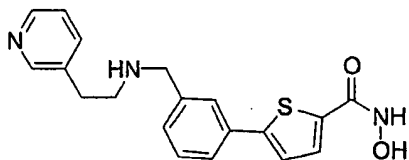
5-(4-Benzylamino-phenyl)-thiophene-2-carboxylic acid hydroxyamide,



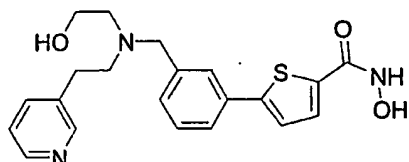
5-(4-[(2-Morpholin-4-yl-ethyl)-phenethyl-amino]-methyl)-phenyl)-thiophene-2-carboxylic acid hydroxyamide,



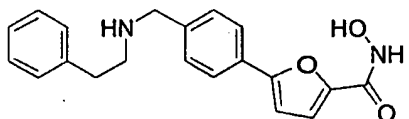
5-(4-[(2-Pyridin-3-yl-ethyl-amino)-methyl]-phenyl)-thiophene-2-carboxylic acid hydroxyamide,



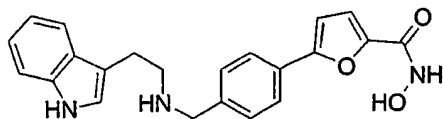
5-(3-[(2-Pyridin-3-yl-ethyl-amino)-methyl]-phenyl)-thiophene-2-carboxylic acid hydroxyamide,



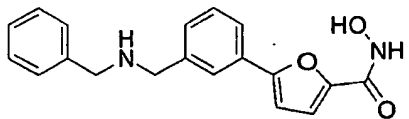
5-(3-[(2-Hydroxy-ethyl)-(2-pyridin-3-yl-ethyl)-amino]-methyl)-phenyl)-thiophene-2-carboxylic acid hydroxyamide,



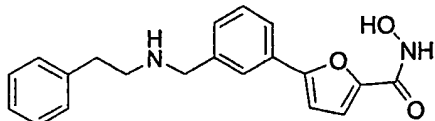
5-(4-(Phenethylamino-methyl)-phenyl)-furan-2-carboxylic acid hydroxyamide,



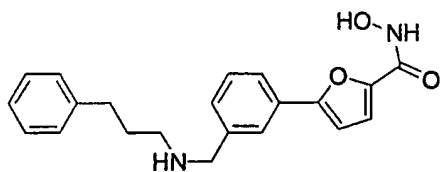
5-(4-[(2-(1H-Indol-3-yl)-ethyl-amino)-methyl]-phenyl)-furan-2-carboxylic acid hydroxyamide,



5-(3-(Benzylamino-methyl)-phenyl)-furan-2-carboxylic acid hydroxyamide,

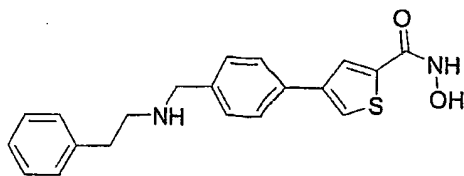


5-(3-(Phenethylamino-methyl)-phenyl)-furan-2-carboxylic acid hydroxyamide,

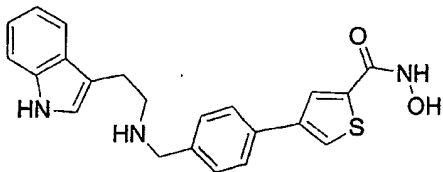


5-(3-[(3-Phenyl-propyl-amino)-methyl]-phenyl)-furan-2-carboxylic acid hydroxyamide,

125



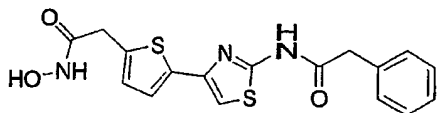
4-[4-(Phenethylamino-methyl)-phenyl]-
thiophene-2-carboxylic acid hydroxyamide,



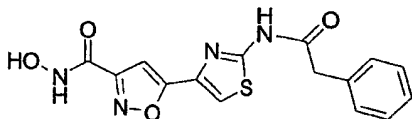
4-([2-(1H-Indol-3-yl)-ethylamino]-methyl)-
phenyl)-thiophene-2-carboxylic acid
hydroxyamide,

or a pharmaceutically acceptable salt or prodrug thereof.

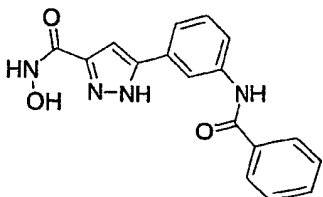
29. A compound according to claim 1 wherein the compound is selected from the group consisting of



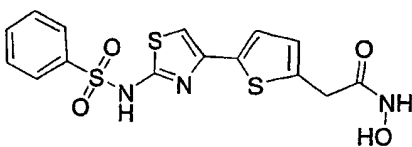
N-Hydroxy-2-[5-(2-phenylacetyl-amino-thiazol-
4-yl)-thiophen-2-yl]-acetamide,



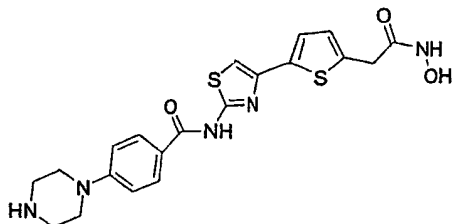
5-(2-Phenylacetyl-amino-thiazol-4-yl)-
isoxazole-3-carboxylic acid hydroxyamide,



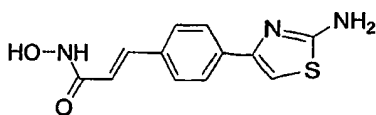
5-(3-Benzoylamino-phenyl)-1H-pyrazole-
3-carboxylic acid hydroxyamide,



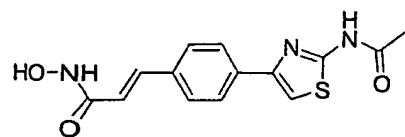
2-[5-(2-Benzenesulfonylamino-thiazol-4-yl)-
thiophen-2-yl]-N-hydroxy-acetamide,



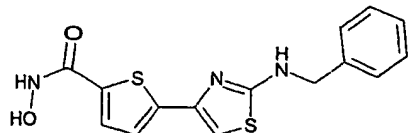
N-[4-(5-Hydroxycarbonylmethyl-thiophen-
2-yl)-thiazol-2-yl]-4-piperazin-1-yl-benzamide,



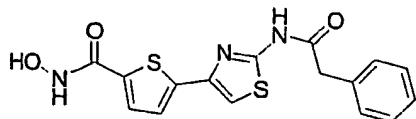
3-[4-(2-Amino-thiazol-4-yl)-phenyl]-N-hydroxy-
acrylamide,



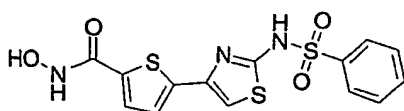
3-[4-(2-Acetylthiazol-4-yl)-phenyl]-N-hydroxyacrylamide,



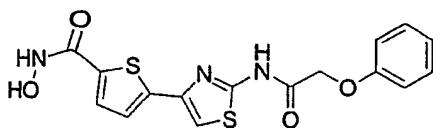
5-(2-Benzylaminothiazol-4-yl)thiophene-2-carboxylic acid hydroxyamide,



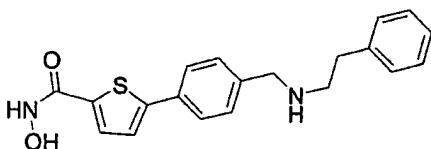
5-(2-Phenylacetylaminothiazol-4-yl)thiophene-2-carboxylic acid hydroxyamide,



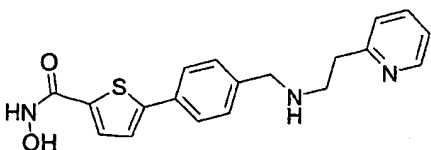
5-(2-Benzenesulfonylaminothiazol-4-yl)thiophene-2-carboxylic acid hydroxyamide,



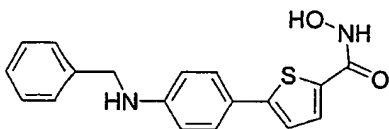
5-[2-(2-Phenoxyacetylaminothiazol-4-yl)thiophene-2-carboxylic acid hydroxyamide,



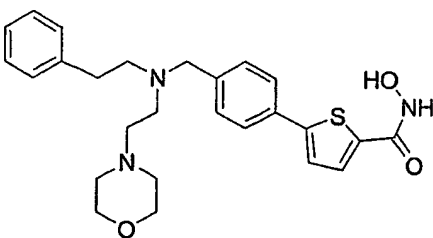
5-[4-(Phenethylaminomethyl)phenyl]thiophene-2-carboxylic acid hydroxyamide,



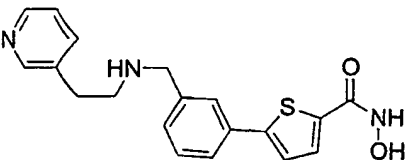
5-{4-[(2-Pyridin-2-ylethylamino)methyl]phenyl}thiophene-2-carboxylic acid hydroxyamide,



5-(4-Benzylaminophenyl)thiophene-2-carboxylic acid hydroxyamide,

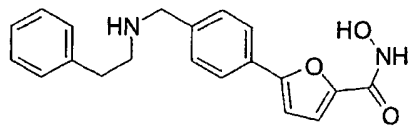


5-(4-[(2-Morpholin-4-ylethyl)phenethylamino]methyl)phenylthiophene-2-carboxylic acid hydroxyamide,

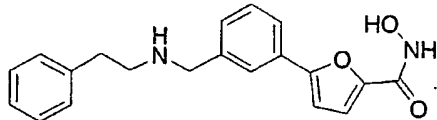


5-{3-[(2-Pyridin-3-ylethylamino)methyl]phenyl}thiophene-2-carboxylic acid hydroxyamide,

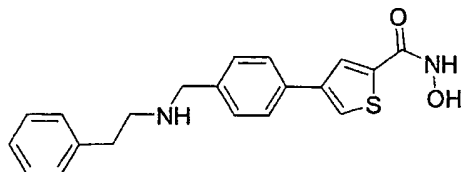
127



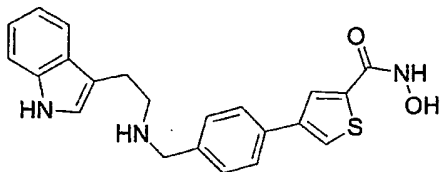
5-[4-(Phenethylamino-methyl)-phenyl]-furan-2-carboxylic acid hydroxyamide,



5-[3-(Phenethylamino-methyl)-phenyl]-furan-2-carboxylic acid hydroxyamide,



4-[4-(Phenethylamino-methyl)-phenyl]-thiophene-2-carboxylic acid hydroxyamide,



4-(4-[[2-(1H-Indol-3-yl)-ethylamino]-methyl]-phenyl)-thiophene-2-carboxylic acid hydroxyamide

or a pharmaceutically acceptable salt or prodrug thereof.

30. A compound according to any one of claims 1 to 29 wherein when Z is a single bond then A is not 2,5-thiophenylene.

31. A compound according to any one of claims 1 to 29 wherein when A is phenylene then B is not a 5-membered heteroaryl or 5-membered heteroarylene.

32. A compound according to any one of claims 1 to 29 wherein B is not a bicyclic heteroaryl or bicyclic heteroarylene having 9 ring atoms or a heterocycloalkyl substituted heteroarylene.

33. A compound according to any one of claims 1 to 29 wherein when A is a benzimidazole ring, B is not connected to the position 2 of benzimidazole ring.

34. A compound according to any one of claims 1 to 33 wherein the optional substituents are independently selected from the group consisting of H, halogen, =O, =S, -CN, -NO₂, -CF₃, -OCF₃, alkyl, alkenyl, alkynyl, haloalkyl, haloalkenyl, haloalkynyl, heteroalkyl, cycloalkyl, cycloalkenyl, heterocycloalkyl, heterocycloalkenyl, aryl, heteroaryl, hydroxy, hydroxyalkyl, alkoxy, alkoxyalkyl, alkoxyaryl, alkoxyheteroaryl, alkenyloxy, alkynyloxy, cycloalkyloxy, cycloalkenyloxy, heterocycloalkyloxy, heterocycloalkenyloxy, aryloxy, heteroaryloxy, arylalkyl, heteroarylalkyl, cycloalkylalkyl, heterocycloalkylalkyl,

arylalkyloxy, amino, alkylamino, acylamino, aminoalkyl, arylamino, sulfonylamino, sulfinylamino, sulfonyl, alkylsulfonyl, arylsulfonyl, aminosulfonyl, aminoalkyl, alkoxyalkyl, CH₂heterocycloalkylCOOR₁₀, heterocycloalkylCOOR₁₀, -COOH, -COR₅, -C(O)OR₅, CONHR₅, -C(O)C(O)OR₅, C(O)CONHR₅, CON(R₅)OR₅, COCON(R₅)OR₅, NHCOR₅,
5 CH₂NCOOR₁₀, NHCOOR₅, NHCONHR₅, C(=NOH)R₅, -SH, -SR₅, -OR₅ and acyl;

each R₅ is independently selected from the group consisting of H, alkyl, alkenyl, alkynyl, haloalkyl, heteroalkyl, cycloalkyl, heterocycloalkyl, aryl, heteroaryl, cycloalkylalkyl, heterocycloalkylalkyl, arylalkyl, heteroarylalkyl and acyl each of which may be optionally substituted;

10 R₁₀ is selected from H, alkyl, acyl and aryl.

35. A pharmaceutical composition including a compound according to any one of claims 1 to 34 and a pharmaceutically acceptable diluent, excipient or carrier.

15 36. Use of a compound according to any one of claims 1 to 34 in the preparation of a medicament for the treatment of a disorder caused by, associated with or accompanied by disruptions of cell proliferation and/or angiogenesis.

37. A use according to claim 36 wherein the disorder is a proliferative disorder.

20

38. A use according to claim 36 wherein the proliferative disorder is cancer.

39. Use of a compound according to claim 38 wherein the cancer is selected from breast cancer, lung cancer, ovarian cancer, prostate cancer, head and neck cancer, renal
25 cancer, gastric cancer, colon cancer, pancreatic cancer and brain cancer.

40. A method of treatment of a disorder caused by, associated with or accompanied by disruptions of cell proliferation and/or angiogenesis in a patient the method including administration of a therapeutically effective amount of a compound according to any one
30 of claims 1 to 34 to the patient.

41. A method according to claim 40 wherein the disorder is a proliferative disorder.

42. A method according to claim 40 wherein the disorder is cancer.

35

43. A method according to claim 42 wherein the cancer is selected from breast cancer, lung cancer, ovarian cancer, prostate cancer, head and neck cancer, renal cancer, gastric cancer, colon cancer, pancreatic cancer and brain cancer.
- 5 44. Use of a compound according to any one of claims 1 to 34 to modify deacetylase activity.
45. A use according to claim 44 wherein the deacetylase activity is histone deacetylase activity.
- 10 46. A use according to claim 44 wherein the deacetylase activity is class I histone deacetylase activity.
47. A use according to claim 45 or 46 wherein the histone deacetylase is HDAC1.
- 15 48. A use according to claim 45 or 46 wherein the histone deacetylase is HDAC8.
49. A method of modifying deacetylase activity including contacting the deacetylase with a compound according to any one of claims 1 to 34.
- 20 50. A method according to claim 49 wherein the deacetylase activity is histone deacetylase activity.
51. A method according to claim 49 wherein the deacetylase activity is class I histone deacetylase activity.
- 25 52. A method according to claim 50 or 51 wherein the histone deacetylase is HDAC1.
53. A method according to claim 50 or 51 wherein the histone deacetylase is HDAC8.
- 30 54. A method of treatment of a disorder that can be treated by the inhibition of deacetylase activity in a patient including administration of a therapeutically effective amount of a compound according to any one of claims 1 to 34 to the patient.
- 35 55. A method according to claim 54 wherein the deacetylase activity is histone deacetylase activity.

56. A method of treatment of a disorder that is mediated by histone deacetylase activity in a patient including administration of a therapeutically effective amount of a compound according to any one of claims 1 to 34 to the patient.

5 57. A method according to any one of claims 54 to 56 wherein the disorder is selected from the group consisting of proliferative disorders (e.g. cancer); Neurodegenerative diseases including Huntington's Disease, Polyglutamine diseases, Parkinson's Disease, Alzheimer's Disease, Seizures, Striatonigral degeneration, Progressive supranuclear palsy, Torsion dystonia, Spasmodic torticollis and dyskinesia, Familial tremor, Gilles de la
10 Tourette syndrome, Diffuse Lewy body disease, Progressive supranuclear palsy, Pick's disease, Intracerebral haemorrhage, Primary lateral sclerosis, Spinal muscular atrophy, Amyotrophic lateral sclerosis, Hypertrophic interstitial polyneuropathy, Retinitis pigmentosa, Hereditary optic atrophy, Hereditary spastic paraplegia, Progressive ataxia and Shy-Drager syndrome; Metabolic diseases including Type 2 diabetes; Degenerative
15 Diseases of the Eye including Glaucoma, Age-related macular degeneration, Rubeotic glaucoma, Intersitital keratitis, diabetic retinopathy; Inflammatory diseases and/or Immune system disorders including Rheumatoid Arthritis (RA), Osteoarthritis, Juvenile chronic arthritis, Graft versus Host disease, Psoriasis, Asthma, Spondyloarthropathy, Crohn's Disease, Inflammatory bowel disease , Colitis Ulcerosa, Alcoholic hepatitis, Diabetes,
20 Sjogren's syndrome, Multiple Sclerosis, Ankylosing spondylitis, Membranous glomerulopathy; Discogenic pain, Systemic Lupus Erythematosus; Disease involving angiogenesis including cancer, psoriasis, rheumatoid arthritis; Psychological disorders including bipolar disease, schizophrenia, mania, depression and dementia; Cardiovascular Diseases including Heart failure, restenosis and arteriosclerosis; Fibrotic
25 diseases including liver fibrosis, cystic fibrosis and angiofibroma; Infectious diseases including Fungal infections, such as Candida Albicans, Bacterial infections, Viral infections, such as Herpes Simplex, Protozoal infections, such as Malaria, Leishmania infection, Trypanosoma brucei infection, Toxoplasmosis and coccidiosis and Haematopoietic disorders including thalassemia, anemia and sickle cell anemia.

30

58. A method for inhibiting cell proliferation including administration of an effective amount of a compound according to any one of claims 1 to 34.

35 59. A method of treatment of a neurodegenerative disorder in a patient including administration of a therapeutically effective amount of a compound according to any one of claims 1 to 34 to the patient.

60. A method according to claim 59 wherein the neurodegenerative disorder is Huntington's Disease.
61. A method of treatment of an inflammatory disease and/or immune system disorder in a patient including administration of a therapeutically effective amount of a compound
5 according to any one of claims 1 to 34 to the patient.
62. A method according to claim 61 wherein the inflammatory disease and/or immune system disorder is rheumatoid arthritis.
63. A method according to claim 61 wherein the inflammatory disease and/or immune
10 system disorder is systemic lupus erythematosus.
64. A method of treatment of a proliferative disorder in patient including administration of a therapeutically effective amount of a compound according to any one of claims 1 to 34 to the patient.
- 15 65. A method of treatment of cancer in patient including administration of a therapeutically effective amount of a compound according to any one of claims 1 to 34 to the patient.
- 20 66. A method according to claim 65 wherein the cancer is a hematologic malignancy.
67. A method according to claim 66 wherein the hematologic malignancy is selected from a group consisting of B-cell lymphoma, T-cell lymphoma and leukemia.
- 25 68. A method according to claim 65 wherein the cancer is a solid tumor.
69. A method according to claim 67 wherein the solid tumor is selected from a group consisting of breast cancer, lung cancer, ovarian cancer, prostate cancer, head and neck cancer, renal cancer, gastric cancer, colon cancer, pancreatic cancer and brain cancer.
- 30 70. Use of a compound according to claims 1 to 34 in the manufacture of medicaments for the induction of apoptosis of tumor cells.
71. Use of a compound according to any one of claims 1 to 34 in the preparation of a
35 medicament for the treatment of cancer.

72. A use according to claim 72 wherein the cancer is a hematologic malignancy.

73. A use according to claim 72 wherein the hematologic malignancy is selected from the group consisting of B-cell lymphoma, T-cell lymphoma and leukemia.

5

74. A use according to claim 71 wherein the cancer is a solid tumor.

75. A use according to claim 74 wherein the solid tumor is selected from a group consisting of breast cancer, lung cancer, ovarian cancer, prostate cancer, head and neck cancer, renal cancer, gastric cancer, colon cancer, pancreatic cancer and brain cancer.

10

76. A method for the induction of apoptosis of tumor cells including contacting the tumor cells with an effective amount of a compound according to any one of claims 1 to 34.

15

INTERNATIONAL SEARCH REPORT

International application No.

PCT/SG2004/000354

A. CLASSIFICATION OF SUBJECT MATTER

Int. Cl. 7: C07D 417/04, 407/14, 231/44, 307/52, 333/38, 409/12, 307/68; A61K 31/34, 31/381, 31/415, 31/426, 31/427, 31/421; A61P 35/00

According to International Patent Classification (IPC) or to both national classification and IPC

B. FIELDS SEARCHED

Minimum documentation searched (classification system followed by classification symbols)

Documentation searched other than minimum documentation to the extent that such documents are included in the fields searched

Electronic data base consulted during the international search (name of data base and, where practicable, search terms used)
STN: file CA substructure search

C. DOCUMENTS CONSIDERED TO BE RELEVANT

Category*	Citation of document, with indication, where appropriate, of the relevant passages	Relevant to claim No.
X	Sheha M.M etal, Egypt. J. Pharm. Sci, No.4-6, (1993). Pages 711-730 'Synthesis of Chelating Oxazole Derivatives with Potential Biological Activity' See in particular Table 3 compounds 23,24 page 716.	1- 3,13,14,16,21, 24,30,32,34
P,X	WO 2004/013130 A1 (ARGENTA DISCOVERY LIMITED) 12 February 2004, See the examples.	1- 3,5,13,16,18,1 9,21,24,30,32, 34-76

Further documents are listed in the continuation of Box C

See patent family annex

* Special categories of cited documents:

"A" document defining the general state of the art which is not considered to be of particular relevance

"E" earlier application or patent but published on or after the international filing date

"L" document which may throw doubts on priority claim(s) or which is cited to establish the publication date of another citation or other special reason (as specified)

"O" document referring to an oral disclosure, use, exhibition or other means

"P" document published prior to the international filing date but later than the priority date claimed

"T" later document published after the international filing date or priority date and not in conflict with the application but cited to understand the principle or theory underlying the invention

"X" document of particular relevance; the claimed invention cannot be considered novel or cannot be considered to involve an inventive step when the document is taken alone

"Y" document of particular relevance; the claimed invention cannot be considered to involve an inventive step when the document is combined with one or more other such documents, such combination being obvious to a person skilled in the art

"&" document member of the same patent family

Date of the actual completion of the international search
30 November 2004

Date of mailing of the international search report
16 DEC 2004

Name and mailing address of the ISA/AU
AUSTRALIAN PATENT OFFICE
PO BOX 200, WODEN ACT 2606, AUSTRALIA
E-mail address: pct@ipaaustralia.gov.au
Facsimile No. (02) 6285 3929

Authorized officer
K. LEVER
Telephone No : (02) 6283 2263

Box No. II Observations where certain claims were found unsearchable (Continuation of item 2 of first sheet)

This international search report has not been established in respect of certain claims under Article 17(2)(a) for the following reasons:

1. Claims Nos.:
because they relate to subject matter not required to be searched by this Authority, namely:

2. Claims Nos.: 1-27, 30-76 in part
because they relate to parts of the international application that do not comply with the prescribed requirements to such an extent that no meaningful international search can be carried out, specifically:
These claims are so broad they include too many possibilities to search economically. The search has been limited to those compounds exemplified.

3. Claims Nos.:
because they are dependent claims and are not drafted in accordance with the second and third sentences of Rule 6.4(a)

Box No. III Observations where unity of invention is lacking (Continuation of item 3 of first sheet)

This International Searching Authority found multiple inventions in this international application, as follows:

1. As all required additional search fees were timely paid by the applicant, this international search report covers all searchable claims.
2. As all searchable claims could be searched without effort justifying an additional fee, this Authority did not invite payment of any additional fee.
3. As only some of the required additional search fees were timely paid by the applicant, this international search report covers only those claims for which fees were paid, specifically claims Nos.:

4. No required additional search fees were timely paid by the applicant. Consequently, this international search report is restricted to the invention first mentioned in the claims; it is covered by claims Nos.:

Remark on Protest

- The additional search fees were accompanied by the applicant's protest.
- No protest accompanied the payment of additional search fees.

INTERNATIONAL SEARCH REPORT
Information on patent family members

International application No.
PCT/SG2004/000354

This Annex lists the known "A" publication level patent family members relating to the patent documents cited in the above-mentioned international search report. The Australian Patent Office is in no way liable for these particulars which are merely given for the purpose of information.

Patent Document Cited in Search Report	Patent Family Member
WO 2004/013130	NONE
Due to data integration issues this family listing may not include 10 digit Australian applications filed since May 2001.	
END OF ANNEX	